ADOPTED BUDGET FY27

TOOELE CITY, UTAH

Adopted Budget for the fiscal year July 1, 2026 – June 30, 2027

AMERICA 250 | UTAH
TOOELE CITY

+

Tooele City
Est. 1853

TOOELE CITY
STATE OF UTAH

Adopted Budget
Fiscal Year 2026 – 2027

Tooele City
90 North Main Street
Tooele, UT 84074
www.tooelecity.gov
Phone: (435) 843-2104

Tooele City
Est. 1853

TABLE OF CONTENTS

Mayor's Message 1
ELECTED OFFICIALS & CITY STAFF..... 3
BUDGET INFORMATION..... 4
Budget Summary Fiscal Year 2026-2027..... 5
Budget Process 6
Revenue & Taxation 7
General Fund..... 11
Special Revenue Funds..... 20
Parks, Arts, and Recreation (PAR) Tax 21
Park Capital Projects Fund..... 22
Redevelopment Agency 1000 North CRA Project Area Fund..... 24
Redevelopment Agency Depot Fund . 25
Road "C" Funds..... 26
Capital Projects 28
Capital Projects Fund..... 29
Enterprise Funds 30
Water Fund..... 31
Sewer Fund 31
Solid Waste Fund 32
Storm Water Fund 32
Streetlight Fund..... 33
Debt Service Fund..... 34
Fire Department Trust Fund 35
Municipal Building Authority Fund 36
APPENDIX A – City Departments 38
City Attorney..... 39
Community Development 40
Economic Development..... 41

Engineering 42
Finance 43
Fire 44
Human Resources 45
Information Technology (IT) 48
Parks and Recreation 50
Police Department 52
Public Works 53
Recorder 55
APPENDIX B – Our Government 56
Form of Government 57
Mission, Vision, Values, & Motto 58
Goals 59
Organizational Chart 60
Boards and Commissions 61
APPENDIX C – Summary Information..... 66
Geography 67
Community History 68
Community Profile 71
Tooele City Boundary Map 73

MAYOR'S MESSAGE

Budget Officer's Budget Message Fiscal Year 2026 - 2027

May 6, 2026

Dear Residents of Tooele City,

Each year, we take seriously our responsibility to develop a budget that reflects the needs, priorities, and values of our community. This tentative budget is designed to maintain the quality of life you expect while being mindful of the financial impact on you and your families. It balances ongoing service needs with long-term planning to ensure continued stability and responsible growth.

Financial Policies

This tentative budget is based on projected property tax revenue generated using the current fiscal year values. Because final certified property valuation data will not be available until June 8, final determinations cannot yet be made, but we anticipate participating in the Truth in Taxation process this year. Based on current projections, any potential increase would be less than 5 percent. For a median-valued home of $445,000, this would equate to approximately $2.26 per month. While we recognize the impact any tax increase has on our residents, we believe that when adjustments are necessary, small and incremental changes are more responsible and sustainable than larger, one-time increases. We remain committed to transparency and will evaluate any final adjustments once valuation data is certified.

Our financial policies continue to emphasize fiscal discipline, careful evaluation of expenditures, maintaining service levels, and promoting economic development to broaden the tax base and reduce the burden on residents.

Key Features of the Budget

Like households across our city, Tooele City continues to face rising costs due to inflation, affecting fuel, materials, equipment, and services. This budget reflects those realities while prioritizing efficiency and responsible spending.

Public safety remains a top priority. The budget includes additional funding for our volunteer fire department to address increasing call volumes, allowing us to continue relying on this model and delay transitioning to a full-time department. We are also adding one sworn police officer to maintain service levels.

To support community standards, the budget includes the addition of another ordinance compliance officer to help maintain clean, safe, and attractive neighborhoods as the city grows.

The budget also prioritizes maintenance of critical infrastructure, including roads, public facilities, and essential equipment, ensuring reliable service and avoiding more costly repairs in the future.

Several major capital and community projects are included. These include necessary upgrades to the water reclamation facility, such as solar drying panels and other improvements to increase capacity and reliability. The City is also designing and constructing an all-abilities bike park, funded through park impact fees, a developer donation, grant funding, and capital funds. Additionally, we are designing a permanent stage at Tooele City Park to enhance community events such as the Fourth of July celebration and summer concerts.

Changes from the Previous Fiscal Year

Key changes in this year's budget reflect the City's continued growth and increased service demands. These include targeted additions in public safety staffing, the creation of an ordinance compliance position, increased investment in infrastructure maintenance, and funding for critical capital improvements and community projects. Rising costs due to inflation have also required adjustments across multiple operational areas.

Financial Policy Changes

There are no major changes in overall financial policy for this budget period. The City continues to prioritize conservative budgeting practices, maintaining stable tax rates where possible, investing in essential infrastructure, and supporting economic development efforts. We remain focused on expanding the local business base to strengthen revenues and reduce reliance on residential property taxes over time.

I would also like to express my sincere appreciation to our City Council and dedicated staff, who have worked diligently to develop this budget. Their continued efforts to find efficiencies, control costs, and ensure responsible use of public funds are critical to maintaining the high level of service our residents expect.

Tooele City is a strong and growing community, and this budget reflects our commitment to managing that growth thoughtfully and responsibly. At every level, we are focused on efficiency, accountability, and long-term planning while being responsible stewards of your tax dollars.

Thank you for your continued trust and engagement.

Sincerely,

Maresa Manzione, Mayor

ELECTED OFFICIALS & CITY STAFF

Mayor
Maresa Manzione

Justin Brady
jbrady@tooelecity.gov

Melodi Gochis
mgochis@tooelecity.gov

Jon Gossett
jgossett@tooelecity.gov

Ed Hansen
ehansen@tooelecity.gov

Dave McCall
dmccall@tooelecity.gov

Department Directors

City Attorney…….…. Matthew Johnson

Economic Development……... John Perez

Finance……..Shannon Wimmer

Human Resource……..Kamela Perkins

Library……Chase Randall

Police……..…..Chief Adrian Day

Recorder……Shilo Baker

Community Development……Andrew Aagard

Engineering……..Paul Hansen

Fire……Chief Matt McCoy

Information Technology……... Chris Nielson

Parks and Recreation……..Darwin Cook

Public Works……Nathan Farrer

BUDGET INFORMATION

Tooele City Budget Information

BUDGET SUMMARY FISCAL YEAR 2026-2027

TOOELE CITY CORPORATION FUNDS		Actual FY 6/2025	Estimated FY 6/2026	Budget FY 6/2026	Recommend FY 6/2027	Approved FY 6/2027
10 FUND – GENERAL FUND		32,364,831	32,631,366	35,142,518	37,026,499	37,026,499
21 FUND – PAR TAX FUND		940,751	888,240	824,000	736,633	736,633
31 FUND – DEBT SERVICE FUND		2,089,292	2,413,953	2,413,953	2,397,852	2,397,852
40 FUND – PARKS IMPACT FEE FUND		2,094,239	1,773,087	1,750,000	1,798,200	1,798,200
41 FUND – CAPITAL PROJECTS FUND		8,915,862	2,439,517	3,895,065	2,975,145	2,975,145
45 FUND – PUBLIC SAFETY IMPACT FEE FUND		464,892	350,000	755,930	200,000	200,000
51 FUND – WATER FUND		7,691,588	11,371,894	12,957,305	11,627,110	11,627,110
52 FUND – WASTE WATER FUND		9,735,710	5,264,831	7,732,716	8,184,744	8,184,744
53 FUND – SOLID WASTE FUND		2,470,162	2,165,609	2,709,363	2,775,594	2,775,594
54 FUND – STORM WATER FUND		859,570	960,861	1,938,753	2,672,908	2,672,908
55 FUND – STREET LIGHT FUND		420,983	382,597	668,081	769,461	769,461
71 FUND – FIRE DEPARTMENT TRUST FUND		44,683	21,854	66,136	64,201	64,201
74 FUND – 1000 NORTH CRA AREA		92,735	100,000	100,000	205,000	205,000
75 FUND – R.D.A./DEPOT FUND		3,502,255	774,675	1,501,932	2,045,758	2,045,758
78 FUND – ROAD "C" FUND MAINTENANCE FUND		4,737,736	3,363,241	4,963,558	6,072,719	6,072,719
86 FUND – MUNICIPAL BUILDING AUTHORITY		1,458,042	923,925	923,925	924,145	924,145
TOTAL		77,883,331	65,825,650	78,343,235	80,475,969	80,475,969

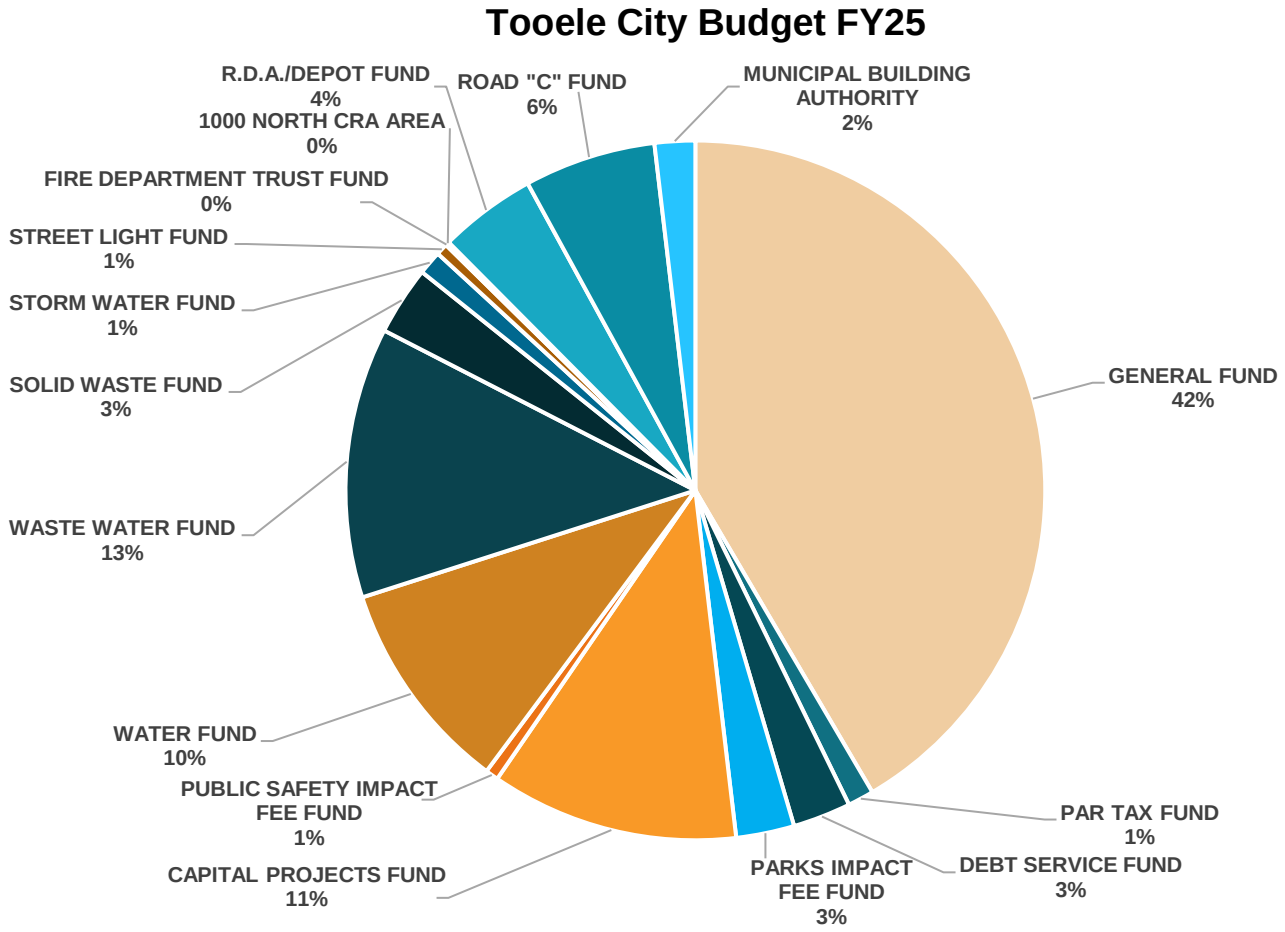

BUDGET PROCESS

Tooele City follows Utah State laws that define the budget process in order to ensure effectiveness and protect taxpayers and City Officials. The budget process is an extremely important element of the City's financial planning, control, and evaluation. It also provides an opportunity for citizens to engage in the governmental process and be heard by their elected representatives.

The City develops budgets for each individual fund. Budgets are appropriation estimates of future expenditures, and therefore, may require occasional adjustments during the fiscal year – amendments. The budget process consists of three main phases: (1) preparation, (2) adoption, and (3) amendments.

Preparation

Under the direction of the Budget Officer (Mayor) and the City Finance Director, budgets are prepared for general, special revenue, debt service, and capital projects funds. Additionally, budgets are developed for individual departments and programs. Budget retreats, budget work meetings, and labor projections play an important role in the initial development and analysis that goes into creating each element of the City's total budget.

Adoption

Utah Code Sections 10-6-111 & 10-6-113 outline that a tentative budget must be presented to the City Council by the first regularly scheduled council meeting in May. At that meeting, the council reviews and adopts this tentative budget and establishes a time and place to adopt the final budget.

Utah Code Section 10-6-112 outlines that the tentative budget becomes public record, available for inspection for at least 10 days prior to the adoption of the final budget. The City holds a public hearing to discuss the tentative budget prior to the adoption of the final budget. Final discussion and adjustments are made by the City Council after the public hearing. The final budget must be adopted by the City Council before June 30 (Utah Code Section 10-6-118).

Amendment

The procedure for amending the budget is essentially the same as for adopting the budget originally – adoption by the City Council. As indicated by Utah Code Section 10-6-128, final amendments by the City Council can be made as late as the last day of the fiscal year.

REVENUE & TAXATION

This description is offered to provide a more detailed analysis of the origin of how Tooele City receives the revenues needed to provide services to its residents. Government finances can be complex, since revenues originate from a variety of sources and often are restricted in use. The intent of this section is to present the City's financial structure in a straightforward and transparent manner. The City receives revenues from several types of activities. These include general activities, special revenue activities, and enterprise activities. Each of these revenue sources is described below.

General Activities

General activities include those functions most typically associated with a municipal government. These include police, fire, streets, parks, recreation, and community development. While some services provided by these functions are associated with a fee for use, the vast majority are not. Rather, they are funded through various taxes collected by the City. The three largest sources of tax revenue are sales tax, property tax, and franchise tax.

Sales Tax. Sales tax is the largest source of revenue for Tooele City. Sales tax accounts for approximately 30% of total general fund revenue. The collection of sales taxes in the state of Utah is administered by the Utah State Tax Commission, and the distribution formula is determined by the Utah State legislature.

All taxable sales that take place in Tooele City are taxed at a rate of 7.00%. One-percent of the 7.00% is distributed to local taxing entities. According to the formula established by the State, one-half of this 1% is distributed directly to the local taxing entity in which the sale occurred. The other half is put into a statewide pool and distributed based on the population of all local taxing entities.

7.00% Combined Sales and Use Tax Rates

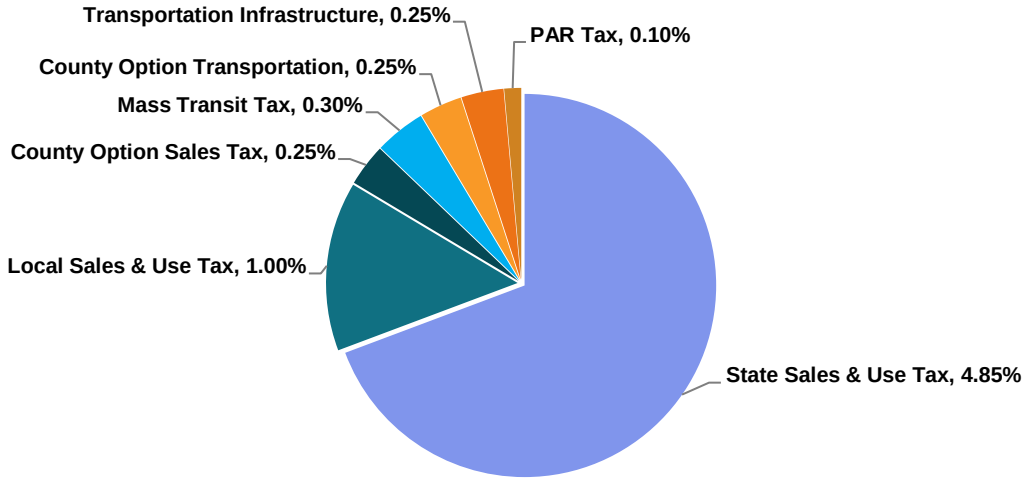

Property Tax. Tooele City's second largest source of revenue is property tax, which represents 25% of total general fund revenue. Property tax is a much more stable revenue source than sales tax, and thus year-to-year fluctuations in revenue are relatively small. Property taxes are distributed to school districts, municipalities, counties, and special districts. The chart to the right illustrates the relative percentage of each Tooele City residents' property tax distributed to individual taxing entities.

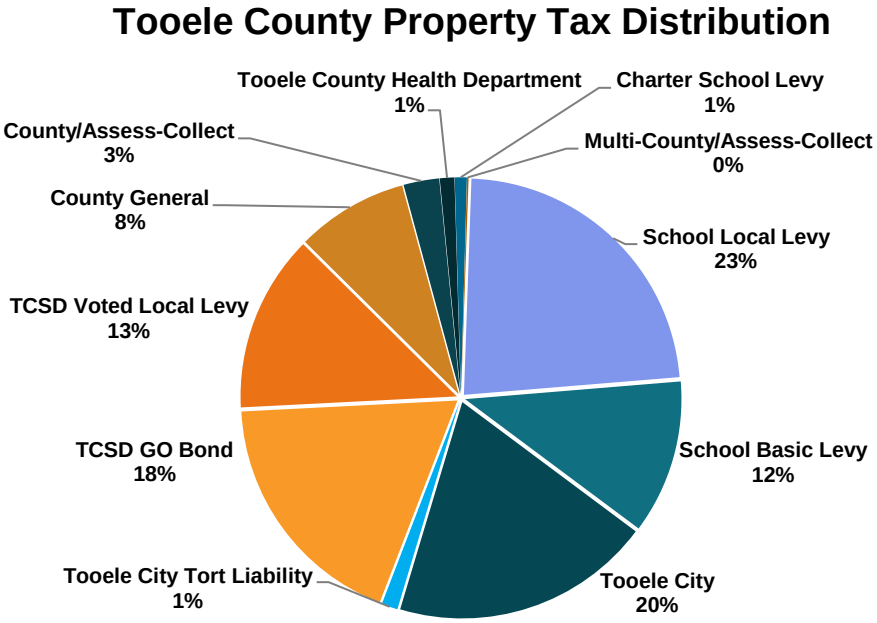

In 2025, Tooele City received approximately 21% of property tax payments with the rest going to Tooele County and the Tooele County School District. Utah law allows a 45% exemption in taxable value for a taxpayer's primary residence; thus, taxes are calculated on 55% of the market value of the residence. As an example, on a home with a market value of $445,000 Tooele City would receive property tax totaling $606.00 of the $2,934.31 total tax bill.

In order to understand property tax in Utah, it is necessary to understand a section of Utah State Law known as "Truth in Taxation". The intention of "Truth in Taxation" legislation is to keep property taxes at a stable level despite what are sometimes wide fluctuations in real estate values. The calculations involved can get extremely complex, but the primary focus is to provide local governments a stable revenue source.

Tooele County is responsible for administering property taxes within the County. Every June, the County submits a "certified tax rate" to all taxing entities within its boundary. This is the rate that would provide the entity with the same amount of revenue as the previous year plus an additional amount for any new growth, which occurred within the entity's boundaries during the previous year. The certified tax rate does not provide for additional tax revenue due to increased valuation of existing property or for cost inflation. If an entity chooses to adopt a tax rate higher

than the certified rate, Utah law has very specific requirements for newspaper advertisements and public hearings, from which the name “Truth in Taxation" is derived.

These regulations tend to keep property tax revenues steady in times of property inflation and property deflation. Absent any action from the taxing entity’s governing board, property tax rates will decrease during times of increasing property values and will increase in times of falling property values. However, entities must periodically evaluate and sometimes increase rates above the certified rate in order to add services or just to keep pace with inflation.

Franchise Tax. The City also collects franchise taxes from utilities which use the City’s infrastructure right-of-way. The three utilities on which this fee is collected are: Natural Gas, Electricity, and Cable TV. State law limits the amount of the franchise fee for natural gas and electricity to 6%. Cable TV is assessed a franchise tax of 5%. Mobile Phone tax is assessed at 3.5%. As shown in the graph below, franchise tax revenue has stayed flat or a slightly increased based on the number of customers in the City.

Franchise Taxes FY 2011 - 2025
(in $000's)

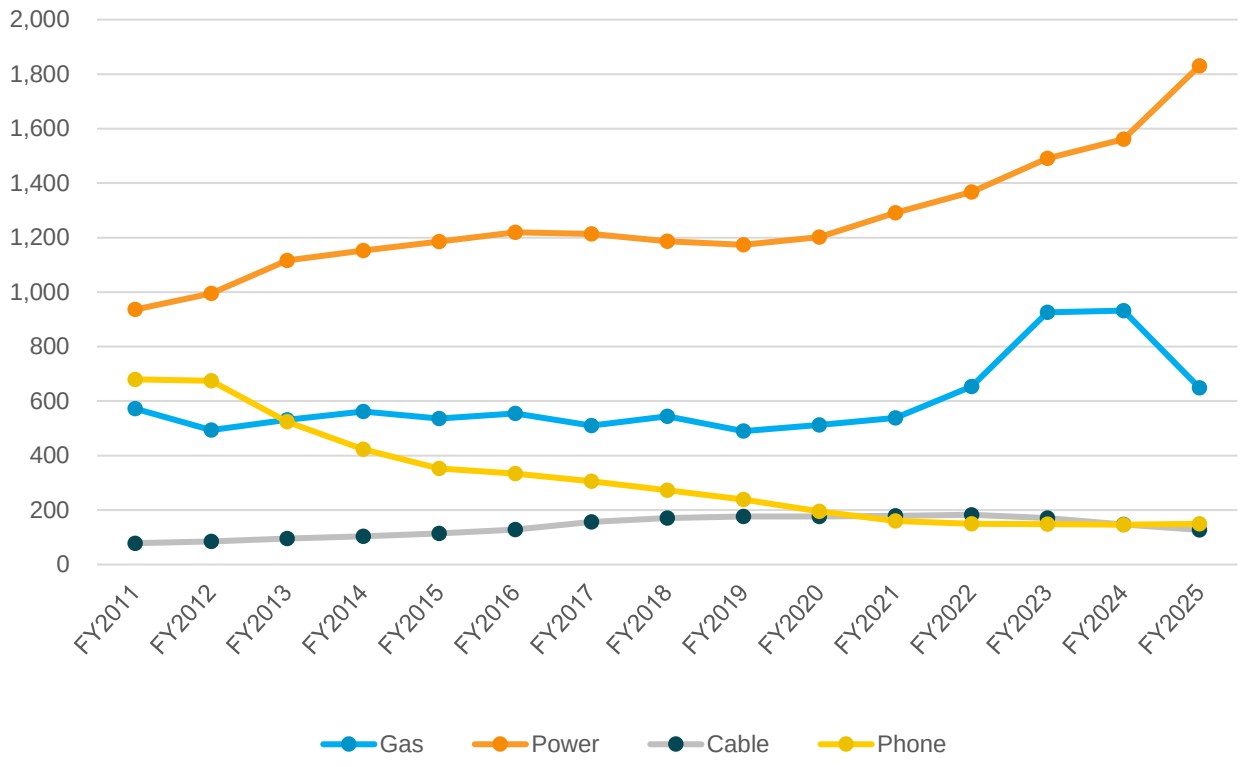

Special Revenue Activities

Certain revenues received by the City are collected for a specific purpose and are accounted for in a separate fund. These Special Revenue funds allow the City to closely monitor the revenue and expenditure activity of these specific activities. The City has established the following special revenue funds.

Parks, Arts, and Recreation (PAR) Tax. The PAR tax is a 0.001 percent sales tax the state allows the City to collect. Money collected is to be spent solely on parks, recreational and cultural facilities, and cultural organizations and events like the Tooele City Arts Council and Fridays on Vine concerts.

Impact Fees. An Impact Fee is a one-time charge imposed by local governments to mitigate the impact on local infrastructure caused by new development. Growth in the form of new homes and businesses requires expansion or enlargement of public facilities to maintain the same level and quality of public services for all residents of a community. Impact fees help fund expansion of public facilities necessary to accommodate new growth. Impact fees may be used for permanent buildings and other physical facilities. Tooele City collects impact fees to fund the following public facilities: water infrastructure, sewer infrastructure, parks, and public safety facilities (i.e., police and fire facilities). Impact fees may not be used for routine maintenance of existing facilities or for employee salaries. The funds collected by impact fees may only be used on the facilities associated with that fee. For example, a park impact fee must be spent on new development of parks.

Redevelopment Agency. The Tooele City Redevelopment Agency promotes economic development, job creation, and the elimination of blight. Municipalities are authorized to create redevelopment agencies to accomplish these purposes. The Tooele City Redevelopment Agency currently collects tax increment for one RDA area which is the former Tooele Army Deport property. The City was conveyed nearly 1,700 acres of property from Tooele Army Depot in 1996 as part of the 1993 BRAC project. The property is now under private ownership of the Ninigret Group and the Peterson Holdings Group and is now known as the Ninigret Depot and the Peterson Industrial Depot.

Enterprise Activities

The City maintains the following utilities: Culinary Water, Sewer, Storm Drain, and Streetlights. Each of these services is funded through user fees. As enterprise funds, the user fees are intended to cover the entire cost of providing these services, including personnel, operating costs, debt service, and an overhead allocation.

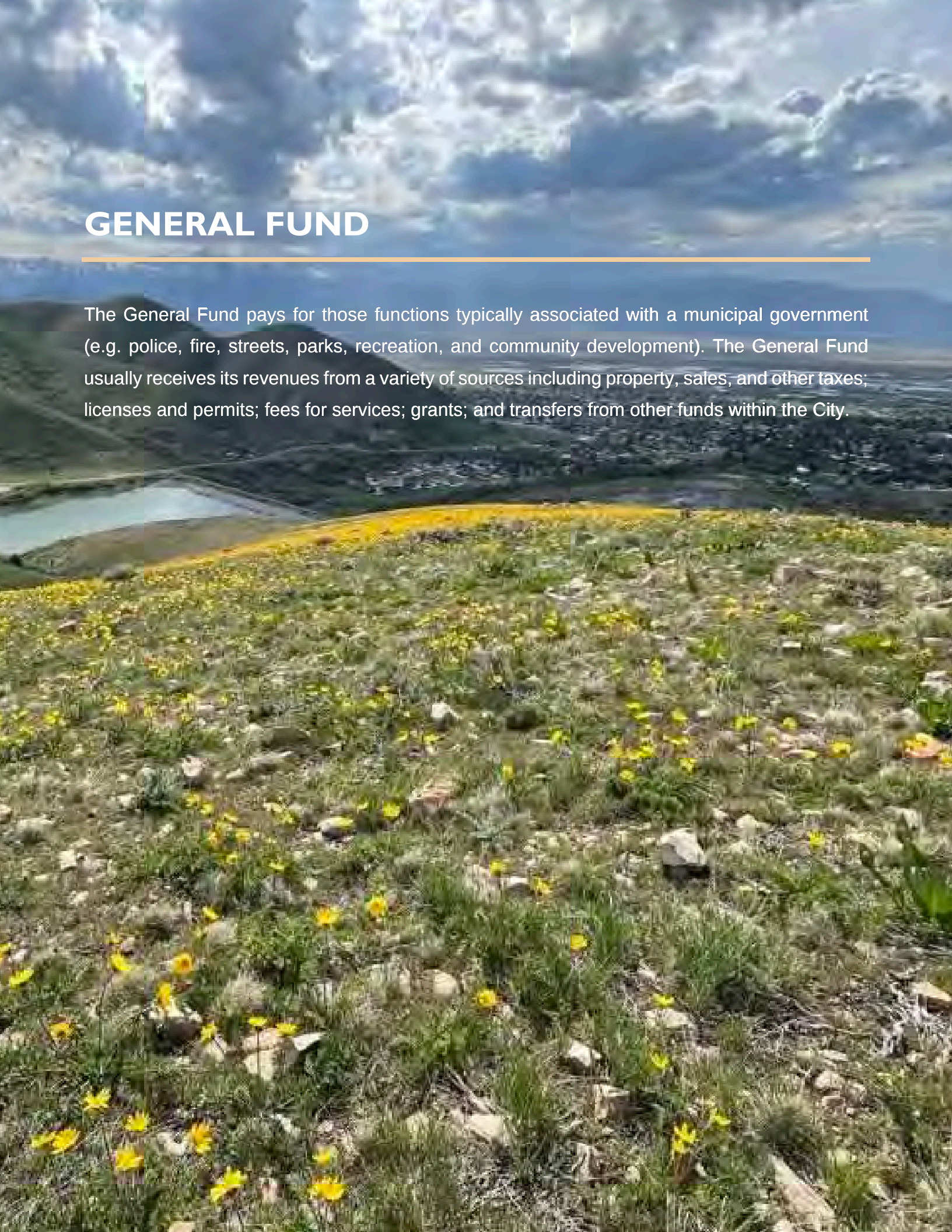

GENERAL FUND

The General Fund pays for those functions typically associated with a municipal government (e.g. police, fire, streets, parks, recreation, and community development). The General Fund usually receives its revenues from a variety of sources including property, sales, and other taxes; licenses and permits; fees for services; grants; and transfers from other funds within the City.

General Fund Revenues

	Actual FY 6/2025	Estimated FY 6/2026	Budget FY 6/2026	Recommend FY 6/2027	Approved FY 6/2027
General Fund Revenues					
Property Taxes	8,378,635	9,674,401	9,471,377	10,000,107	10,000,107
Truth and Taxation Restricted Revenue				238,092	238,092
Sales Taxes	10,352,454	10,292,271	10,300,000	10,700,000	10,700,000
Sales Taxes – U.T.A. District	2,194,933	2,164,704	2,700,000	2,800,000	2,800,000
Other Taxes	3,271,655	3,321,815	3,143,000	3,343,000	3,343,000
Licenses and Permits	1,232,769	1,012,024	1,453,000	1,053,000	1,053,000
Intergovernmental Revenue	677,627	627,500	630,500	628,000	628,000
Charges for Services	5,104,453	4,737,569	4,329,555	4,471,754	4,471,754
Fines and Forfeitures	151,596	160,522	136,500	147,600	147,600
Miscellaneous	680,260	494,262	494,200	419,900	419,900
Contributions and Transfers	1,278,086	1,205,236	1,380,673	1,403,378	1,403,378
Use of Fund Balance	(834,061)	(1,131,788)	1,279,150	1,821,668	1,821,668
Total General Fund Revenues	32,364,831	32,631,366	35,142,518	37,026,499	37,026,499

General Fund Revenues by Type (FY25)

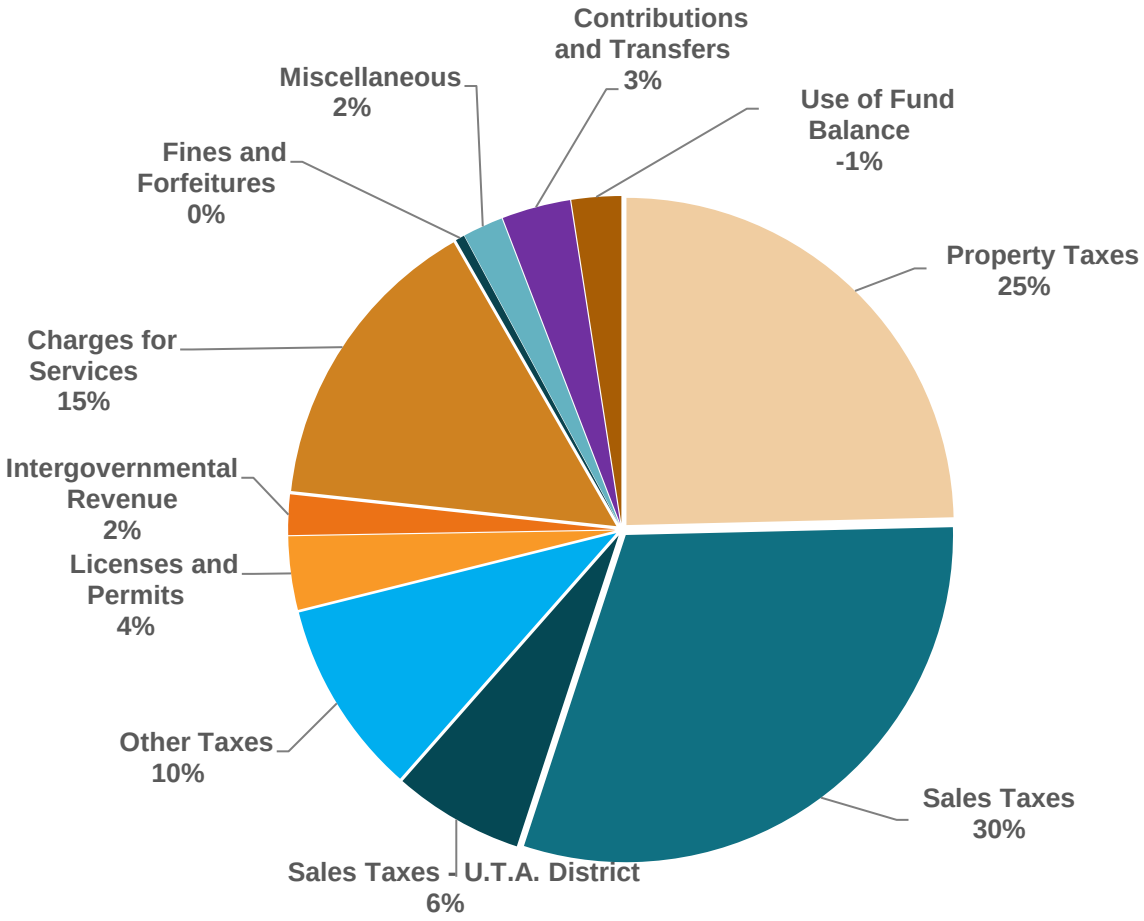

General Fund Expenditures

	Actual FY 6/2025	Estimated FY 6/2026	Budget FY 6/2026	Recommend FY 6/2027	Approved FY 6/2027
City Council (4111)					
Salaries & Wages	80,670	84,640	88,240	90,577	90,577
Benefits	30,140	30,192	23,215	34,622	34,622
Operating Expenditures	22,176	7,776	31,000	41,500	41,500
Total City Council (4111)	**132,986**	**122,608**	**142,455**	**166,699**	**166,699**

	Actual FY 6/2025	Estimated FY 6/2026	Budget FY 6/2026	Recommend FY 6/2027	Approved FY 6/2027
Administration (4131)					
Salaries & Wages	789,627	906,458	897,158	922,293	922,293
Benefits	362,738	373,854	396,650	406,846	406,846
Operating Expenditures	202,781	179,801	207,786	217,500	217,500
Total Administration (4131)	**1,355,146**	**1,460,113**	**1,501,594**	**1,546,639**	**1,546,639**

	Actual FY 6/2025	Estimated FY 6/2026	Budget FY 6/2026	Recommend FY 6/2027	Approved FY 6/2027
Information Systems (4136)					
Salaries & Wages	333,017	369,852	379,000	498,713	498,713
Benefits	169,937	177,824	185,822	239,111	239,111
Operating Expenditures	284,693	228,006	351,100	439,200	439,200
Total Information Systems (4136)	**787,647**	**775,682**	**915,922**	**1,177,024**	**1,177,024**

	Actual FY 6/2025	Estimated FY 6/2026	Budget FY 6/2026	Recommend FY 6/2027	Approved FY 6/2027
Finance (4141)					
Salaries & Wages	565,669	600,076	650,711	688,800	688,800
Benefits	284,519	287,004	332,737	342,580	342,580
Operating Expenditures	57,191	95,218	62,300	62,300	62,300
Total Finance (4141)	**907,379**	**982,298**	**1,045,748**	**1,093,680**	**1,093,680**

	Actual FY 6/2025	Estimated FY 6/2026	Budget FY 6/2026	Recommend FY 6/2027	Approved FY 6/2027
Attorney (4145)					
Salaries & Wages	549,908	446,346	520,580	533,896	533,896
Benefits	233,011	200,552	243,533	239,671	239,671
Operating Expenditures	19,786	11,896	29,350	30,200	30,200
Total Attorney (4145)	**802,705**	**658,794**	**793,463**	**803,767**	**803,767**

	Actual FY 6/2025	Estimated FY 6/2026	Budget FY 6/2026	Recommend FY 6/2027	Approved FY 6/2027
Non-Departmental (4150)					
Salaries & Wages	3,107	13,910	7,000	7,000	7,000
Benefits	2,960	7,384	6,500	6,500	6,500
Operating Expenditures	604,671	716,140	852,576	1,019,370	1,019,370
Total Non-Departmental (4150)	**610,738**	**737,434**	**866,076**	**1,032,870**	**1,032,870**

	Actual FY 6/2025	Estimated FY 6/2026	Budget FY 6/2026	Recommend FY 6/2027	Approved FY 6/2027
General Govt Bldgs/Facilities (4160)					
Salaries & Wages	**0**	**0**	**0**	**0**	**0**
Benefits	**0**	**0**	**0**	**0**	**0**
Operating Expenditures	721,239	143,744	227,831	227,831	227,831
Total Gen Govt Bldgs (4160)	**721,239**	**143,744**	**227,831**	**227,831**	**227,831**

	Actual FY 6/2025	Estimated FY 6/2026	Budget FY 6/2026	Recommend FY 6/2027	Approved FY 6/2027
Elections (4170)					
Salaries & Wages	**0**	**0**	**0**	**0**	**0**
Benefits	**0**	**0**	**0**	**0**	**0**
Operating Expenditures	0	82,657	100,000	500	500
Total Elections (4170)	**0**	**82,657**	**100,000**	**500**	**500**

	Actual FY 6/2025	Estimated FY 6/2026	Budget FY 6/2026	Recommend FY 6/2027	Approved FY 6/2027
Police Department (4211)					
Salaries & Wages	4,188,802	4,525,472	4,569,562	5,248,304	5,248,304
Benefits	3,125,985	3,401,350	3,527,756	3,213,523	3,213,523
Operating Expenditures	1,328,909	1,205,412	1,368,052	1,492,722	1,492,722
Total Police Department (4211)	**8,643,696**	**9,132,234**	**9,465,370**	**9,954,549**	**9,954,549**

	Actual FY 6/2025	Estimated FY 6/2026	Budget FY 6/2026	Recommend FY 6/2027	Approved FY 6/2027
Fire Department (4222)					
Salaries & Wages	417,714	468,800	509,161	813,716	813,716
Benefits	159,053	167,660	181,216	301,872	301,872
Operating Expenditures	573,579	505,779	615,858	538,201	538,201
Total Fire Department (4222)	**1,150,346**	**1,142,239**	**1,306,235**	**1,653,789**	**1,653,789**

	Actual FY 6/2025	Estimated FY 6/2026	Budget FY 6/2026	Recommend FY 6/2027	Approved FY 6/2027
Animal Control (4253)					
Salaries & Wages	91,033	96,640	123,149	124,734	124,734
Benefits	26,912	44,296	50,961	50,924	50,924
Operating Expenditures	52,031	31,202	76,119	80,119	80,119
Total Animal Control (4253)	**169,976**	**172,138**	**250,229**	**255,777**	**255,777**

	Actual FY 6/2025	Estimated FY 6/2026	Budget FY 6/2026	Recommend FY 6/2027	Approved FY 6/2027
Streets (4411)					
Salaries & Wages	613,079	646,420	680,877	711,639	711,639
Benefits	315,294	323,400	335,271	326,631	326,631
Operating Expenditures	247,046	246,182	392,486	354,950	354,950
Total Streets (4411)	**1,175,419**	**1,216,002**	**1,408,634**	**1,393,220**	**1,393,220**

	Actual FY 6/2025	Estimated FY 6/2026	Budget FY 6/2026	Recommend FY 6/2027	Approved FY 6/2027
Shops (4440)					
Salaries & Wages	282,653	300,740	304,531	319,259	319,259
Benefits	184,077	187,798	190,598	191,766	191,766
Operating Expenditures	77,447	58,916	89,348	97,348	97,348
Total Shops (4440)	**544,177**	**547,454**	**584,477**	**608,373**	**608,373**

	Actual FY 6/2025	Estimated FY 6/2026	Budget FY 6/2026	Recommend FY 6/2027	Approved FY 6/2027
Public Works (4450)					
Salaries & Wages	517,353	616,250	697,313	694,355	694,355
Benefits	262,913	315,710	329,559	359,616	359,616
Operating Expenditures	229,216	147,258	234,400	234,400	234,400
Total Public Works (4450)	**1,009,482**	**1,079,218**	**1,261,272**	**1,288,371**	**1,288,371**

	Actual FY 6/2025	Estimated FY 6/2026	Budget FY 6/2026	Recommend FY 6/2027	Approved FY 6/2027
Parks and Recreation (4510)					
Salaries & Wages	999,401	1,327,108	1,390,393	1,452,801	1,452,801
Benefits	447,755	552,156	604,283	590,919	590,919
Operating Expenditures	636,987	459,906	673,788	642,565	642,565
Total Parks and Recreation	**2,084,143**	**2,339,170**	**2,668,464**	**2,686,285**	**2,686,285**

	Actual FY 6/2025	Estimated FY 6/2026	Budget FY 6/2026	Recommend FY 6/2027	Approved FY 6/2027
Aquatic Center (4562)					
Salaries & Wages	593,409	621,626	612,158	621,407	621,407
Benefits	156,379	159,020	159,948	150,295	150,295
Operating Expenditures	454,532	407,360	435,043	427,751	427,751
Total Aquatic Center	**1,204,320**	**1,188,006**	**1,207,149**	**1,199,453**	**1,199,453**

	Actual FY 6/2025	Estimated FY 6/2026	Budget FY 6/2026	Recommend FY 6/2027	Approved FY 6/2027
Tooele Valley Museum (4564)					
Salaries & Wages	35,349	27,974	40,259	36,879	36,879
Benefits	3,016	2,450	3,237	2,969	2,969
Operating Expenditures	54,080	32,602	59,250	70,750	70,750
Total Railroad Museum	**92,445**	**63,026**	**102,746**	**110,598**	**110,598**

	Actual FY 6/2025	Estimated FY 6/2026	Budget FY 6/2026	Recommend FY 6/2027	Approved FY 6/2027
Golf Course (4565)					
Salaries & Wages	713,749	863,916	771,327	812,997	812,997
Benefits	221,492	245,850	278,514	264,472	264,472
Operating Expenditures	437,998	433,312	434,699	491,699	491,699
Total Golf Course	**1,373,239**	**1,543,078**	**1,484,540**	**1,569,168**	**1,569,168**

	Actual FY 6/2025	Estimated FY 6/2026	Budget FY 6/2026	Recommend FY 6/2027	Approved FY 6/2027
Library (4580)					
Salaries & Wages	622,913	663,884	676,624	712,987	712,987
Benefits	317,355	319,030	328,244	316,164	316,164
Operating Expenditures	338,374	281,960	330,096	317,846	317,846
Total Library	**1,278,642**	**1,264,874**	**1,334,964**	**1,346,997**	**1,346,997**

	Actual FY 6/2025	Estimated FY 6/2026	Budget FY 6/2026	Recommend FY 6/2027	Approved FY 6/2027
Cemetery (4590)					
Salaries & Wages	259,662	13,722	0	0	0
Benefits	128,236	1,204	0	0	0
Operating Expenditures	144,759	167,818	173,345	196,740	196,740
Total Cemetery	**532,657**	**182,744**	**173,345**	**196,740**	**196,740**

	Actual FY 6/2025	Estimated FY 6/2026	Budget FY 6/2026	Recommend FY 6/2027	Approved FY 6/2027
Community Development (4620)					
Salaries & Wages	783,810	745,428	869,713	976,391	976,391
Benefits	437,498	409,108	474,972	505,346	505,346
Operating Expenditures	247,640	204,348	318,350	357,850	357,850
Total Community Development	**1,468,948**	**1,358,884**	**1,663,035**	**1,839,587**	**1,839,587**

	Actual FY 6/2025	Estimated FY 6/2026	Budget FY 6/2026	Recommend FY 6/2027	Approved FY 6/2027
Transfers to Other Funds (4810)					
Operating Expenditures	3,819,501	3,938,969	3,938,969	4,074,582	4,074,582
Total Transfers to Other Funds	**3,819,501**	**3,938,969**	**3,938,969**	**4,074,582**	**4,074,582**

	Actual FY 6/2025	Estimated FY 6/2026	Budget FY 6/2026	Recommend FY 6/2027	Approved FY 6/2027
Transfers to U.T.A District (4822)					
Operating Expenditures	2,500,000	2,500,000	2,700,000	2,800,000	2,800,000
Total Transfers to U.T.A. District	**2,500,000**	**2,500,000**	**2,700,000**	**2,800,000**	**2,800,000**

General Fund Expenditures

	Actual FY 6/2025	Estimated FY 6/2026	Budget FY 6/2026	Recommend FY 6/2027	Approved FY 6/2027
General Fund Expenditures					
City Council (4111)	132,986	122,608	142,455	166,699	166,699
Administration (4131)	1,355,146	1,460,113	1,501,594	1,546,639	1,546,639
Information Systems (4136)	787,647	775,682	915,922	1,177,024	1,177,024
Finance (4141)	907,379	982,298	1,045,748	1,093,680	1,093,680
Attorney (4145)	802,705	658,794	793,463	803,767	803,767
Non-Departmental (4150)	610,738	737,434	882,870	1,032,870	1,032,870
General Govt Buildings (4160)	721,239	143,744	227,831	227,831	227,831
Election (4170)	0	82,657	100,000	500	500
Police Department (4211)	8,643,696	9,132,234	9,465,370	9,954,549	9,954,549
Fire Department (4222)	1,150,346	1,142,239	1,306,235	1,653,789	1,653,789
Animal Control (4253)	169,976	172,138	250,229	255,777	255,777
Street Department (4411)	1,175,419	1,216,002	1,408,634	1,393,220	1,393,220
City Shops (4440)	544,177	547,454	584,477	608,373	608,373
Public Works (4450)	1,009,482	1,079,218	1,261,272	1,288,371	1,288,371
Parks and Recreation (4510)	2,084,143	2,339,170	2,668,464	2,686,285	2,686,285
Aquatic Center (4562)	1,204,320	1,188,006	1,207,149	1,199,453	1,199,453
Tooele Valley Museum (4564)	70,794	70,794	70,794	110,598	110,598
Golf Course (4565)	1,373,239	1,543,078	1,484,540	1,569,168	1,569,168
Library (4580)	1,278,642	1,264,874	1,334,964	1,346,997	1,346,997
Cemetery (4590)	532,657	182,744	173,345	196,740	196,740
Community Development (4620)	1,468,948	1,358,884	1,663,035	1,839,587	1,839,587
Transfers to Other Funds (4810)	3,819,501	3,938,969	3,938,969	4,074,582	4,074,582
Transfer to U.T.A. District (4822)	2,500,000	2,500,000	2,700,000	2,800,000	2,800,000
Total General Fund Expenditures	32,364,831	32,631,366	35,142,518	37,026,499	37,026,499

General Fund Expenditures by Department (FY25)

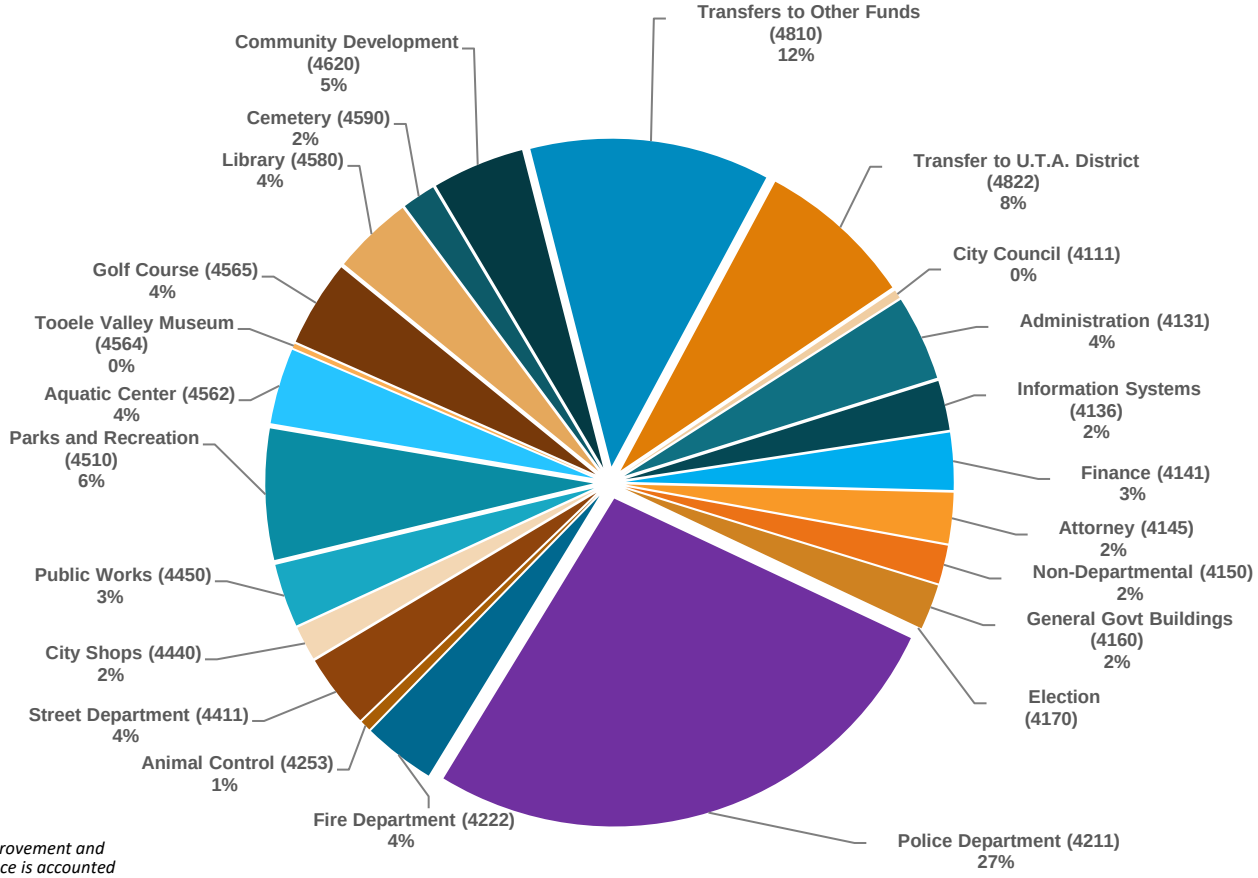

**Road improvement and maintenance is accounted for in the Road "C" Fund (78).*

END OF SECTION

SPECIAL REVENUE FUNDS

Certain City revenues are collected for a specific purpose and are accounted for in a separate fund, allowing the City to closely monitor revenues and expenditures of these specific activities. A Special Revenue Fund differs from an Enterprise Fund in that its revenues don't necessarily cover all the costs of a particular service. Tooele City's special revenue funds include Parks, Arts, and Recreation (PAR) Tax, Park Capital Projects Funds, Public Safety Capital Projects Funds, Redevelopment Agency Funds, and Road "C" Funds.

Parks, Arts, and Recreation (PAR) Tax

21 Fund – Parks, Arts and Recreation Fund:

This fund accounts for revenue generated from an additional 0.01% sales tax. These funds are used to support parks and arts programs, community activities and park development and enhancements.

(21) PAR TAX FUND REVENUES

ACCT NUMBER	SOURCE OF REVENUE	Actual FY 6/2025	Estimated FY 6/2026	Budget FY 6/2026	Recommend FY 6/2027	Approved FY 6/2027
3000	TOTAL PAR TAX REVENUE	940,751	888,240	824,000	736,633	736,633

(21) PAR TAX FUND EXPENDITURES

DEPT NUMBER	DEPARTMENT	Actual FY 6/2025	Estimated FY 6/2026	Budget FY 6/2026	Recommend FY 6/2027	Approved FY 6/2027
4000	TOTAL PAR TAX EXPENDITURES	940,751	888,240	824,000	736,633	736,633

Ritz Theater Renovation

Park Capital Projects Fund

40 Fund – Parks Impact Capital Projects Fund:

This fund accounts for park impact fees collected from new development. These funds are restricted and used for the construction of new parks and related capital projects as identified in the Parks and Recreation Capital Facilities Plan.

(40) PARK CAPITAL PROJECTS FUND REVENUES

ACCT NUMBER	SOURCE OF REVENUE	Actual FY 6/2025	Estimated FY 6/2026	Budget FY 6/2026	Recommend FY 6/2027	Approved FY 6/2027
3000	TOTAL PARK PROJECTS REVENUE	2,094,239	1,773,087	1,750,000	1,798,200	1,798,200

(40) PARK CAPITAL PROJECTS FUND EXPENDITURES

DEPT NUMBER	DEPARTMENT	Actual FY 6/2025	Estimated FY 6/2026	Budget FY 6/2026	Recommend FY 6/2027	Approved FY 6/2027
4000	TOTAL PARK CAPITAL PROJECTS	2,094,239	1,773,087	1,750,000	1,798,200	1,798,200

Wigwam Park Ribbon Cutting October 2025

Public Safety Capital Projects

45 Fund – Public Safety Impact Fund:

This fund accounts for public safety impact fees collected from new development. These funds are restricted and used for the construction of new facilities and the purchase of major equipment, as identified in the Public Safety Capital Facilities Plan.

(45) PUBLIC SAFETY CAPITAL PROJECTS FUND REVENUES						
ACCT NUMBER	SOURCE OF REVENUE	Actual FY 6/2025	Estimated FY 6/2026	Budget FY 6/2026	Recommend FY 6/2027	Approved FY 6/2027
3000	TOTAL P/S CAPITAL INCOME	464,892	350,000	755,930	200,000	200,000

(45) PUBLIC SAFETY CAPITAL PROJECTS EXPENDITURES						
DEPT NUMBER	DEPARTMENT	Actual FY 6/2025	Estimated FY 6/2026	Budget FY 6/2026	Recommend FY 6/2027	Approved FY 6/2027
4000	TOTAL P/S CAPITAL EXPENDITURES	464,892	350,000	755,930	200,000	200,000

Photo Courtesy of Big-D Construction

Redevelopment Agency 1000 North CRA Project Area Fund

74 Fund – 1000 North CRA Project Area Fund:

This fund accounts for tax increment revenues and related expenditures within the 1000 North Community Reinvestment Area (CRA). Funds are restricted to economic development, infrastructure, low-income housing, and redevelopment activities within the designated project area.

(74) 1000 NORTH CRA PROJECT AREA REVENUE						
ACCT NUMBER	SOURCE OF REVENUE	Actual FY 6/2025	Estimated FY 6/2026	Budget FY 6/2026	Recommend FY 6/2027	Approved FY 6/2027
3000	TOTAL RDA 1000 NORTH CRA REVENUE	92,735	100,000	100,000	205,000	205,000

(74) 1000 NORTH CRA PROJECT AREA EXPENDITURES						
DEPT NUMBER	DEPARTMENT	Actual FY 6/2025	Estimated FY 6/2026	Budget FY 6/2026	Recommend FY 6/2027	Approved FY 6/2027
4000	TOTAL RDA 1000 NORTH CRA EXPENDITURES	92,735	100,000	100,000	205,000	205,000

Chili's Ribbon Cutting September 2025

Redevelopment Agency Depot Fund

75 Fund – Depot RDA Fund:

The Depot Redevelopment Area (RDA) was funded through tax increment generated within the project area. This project area has sunset and is no longer collecting tax increment. Remaining funds are used to complete project area needs related to redevelopment and infrastructure.

(75) REDEVELOPMENT AGENCY DEPOT FUND REVENUES						
ACCT NUMBER	SOURCE OF REVENUE	Actual FY 6/2025	Estimated FY 6/2026	Budget FY 6/2026	Recommend FY 6/2027	Approved FY 6/2027
3000	TOTAL RDA DEPOT REVENUE	3,502,255	774,675	1,501,932	2,045,758	2,045,758

(75) REDEVELOPMENT AGENCY DEPOT FUND EXPENDITURES						
DEPT NUMBER	DEPARTMENT	Actual FY 6/2025	Estimated FY 6/2026	Budget FY 6/2026	Recommend FY 6/2027	Approved FY 6/2027
4000	TOTAL RDA DEPOT EXPENDITURES	3,502,255	774,675	1,501,932	2,045,758	2,045,758

Central States Open House September 2025

Road "C" Funds

78 Fund – Road C Fund:

This fund is supported by state-allocated revenues derived from fuel taxes and vehicle registration fees. This fund accounts for the construction and maintenance of City streets, as well as new transportation infrastructure.

(78) ROAD "C" MAINTENANCE FUND REVENUES						
ACCT NUMBER	SOURCE OF REVENUE	Actual FY 6/2025	Estimated FY 6/2026	Budget FY 6/2026	Recommend FY 6/2027	Approved FY 6/2027
3000	TOTAL REVENUES	4,737,736	3,363,241	4,963,558	6,072,719	6,072,719

(78) ROAD "C" MAINTENANCE FUND EXPENDITURES						
DEPT NUMBER	DEPARTMENT	Actual FY 6/2025	Estimated FY 6/2026	Budget FY 6/2026	Recommend FY 6/2027	Approved FY 6/2027
4000	TOTAL EXPENDITURES	4,737,736	3,363,241	4,963,558	6,072,719	6,072,719

As our City continues to grow, so does the importance of assessing and improving traffic safety. A new traffic signal was installed at Aaron Drive and 2000 North in September 2025.

END OF SECTION

CAPITAL PROJECTS

A capital projects fund is used to account for the financial resources to be used for the acquisition, construction, or improvement of major capital assets other than those acquired through enterprise funds. The money for this fund comes from general revenues.

Capital Projects Fund

41 Fund – Capital Projects Fund:

This fund accounts for the acquisition and construction of capital assets and major equipment for general government functions. Projects and equipment are typically funded through transfers from the general fund.

(41) CAPITAL PROJECTS FUND REVENUE						
ACCT NUMBER	SOURCE OF REVENUE	Actual FY 6/2025	Estimated FY 6/2026	Budget FY 6/2026	Recommend FY 6/2027	Approved FY 6/2027
3000	TOTAL CAPITAL PROJECTS REVENUE	8,915,862	2,489,517	3,895,065	2,975,145	2,975,145

(41) CAPITAL PROJECTS FUND EXPENDITURES						
DEPT NUMBER	DEPARTMENT	Actual FY 6/2025	Estimated FY 6/2026	Budget FY 6/2026	Recommend FY 6/2027	Approved FY 6/2027
4000	TOTAL CAPITAL PROJECTS EXPENDITURES	8,915,862	2,439,517	3,895,065	2,975,145	2,975,145

Tooele City Parks and Recreation Building

ENTERPRISE FUNDS

Like a private-sector business, Enterprise Funds (obtained from user fees) cover the entire cost of the services provided, including personnel, operating costs, debt service, and overhead. Unlike a business, an Enterprise Fund only covers the cost of providing the service and does not guarantee a profit. Tooele City's Enterprise Funds consist of the Water Fund, Sewer Fund, Solid Waste Fund, Storm Water Fund, and Streetlight Fund.

Water Fund

51 Fund – Water Fund:

The water enterprise fund is funded primarily through user fees on the utility bill. This fund accounts for water utility operations, including treatment, distribution, maintenance, capital improvements and equipment.

(51) WATER FUND REVENUES						
ACCT NUMBER	SOURCE OF REVENUE	Actual FY 6/2025	Estimated FY 6/2026	Budget FY 6/2026	Recommend FY 6/2027	Approved FY 6/2027
3000	TOTAL WATER FUND REVENUES	7,691,588	11,371,894	12,957,305	11,627,110	11,627,110

(51) WATER FUND EXPENDITURES						
DEPT NUMBER	DEPARTMENT	Actual FY 6/2025	Estimated FY 6/2026	Budget FY 6/2026	Recommend FY 6/2027	Approved FY 6/2027
5000	TOTAL EXPENSES/EXPENDITURES	7,691,588	11,371,894	12,957,305	11,627,110	11,627,110

Sewer Fund

52 Fund – Sewer Fund:

The sewer enterprise fund is funded primarily through user fees on the utility bill. This fund accounts for wastewater collection and treatment services, as well as capital improvements and equipment.

(52) SEWER FUND REVENUES						
ACCT NUMBER	SOURCE OF REVENUE	Actual FY 6/2025	Estimated FY 6/2026	Budget FY 6/2026	Recommend FY 6/2027	Approved FY 6/2027
3000	TOTAL SEWER FUND REVENUES	9,735,710	5,264,831	7,732,716	8,184,744	8,184,744

(52) SEWER FUND EXPENDITURES						
DEPT NUMBER	DEPARTMENT	Actual FY 6/2025	Estimated FY 6/2026	Budget FY 6/2026	Recommend FY 6/2027	Approved FY 6/2027
5000	TOTAL EXPENSES/EXPENDITURES	9,735,710	5,264,831	7,732,716	8,184,744	8,184,744

Solid Waste Fund

53 Fund – Solid Waste Fund:

The solid waste fund is funded through user fees on the utility bill. This fund accounts for sanitation services, including garbage collection, recycling, and disposal.

(53) SOLID WASTE FUND REVENUES

ACCT NUMBER	SOURCE OF REVENUE	Actual FY 6/2025	Estimated FY 6/2026	Budget FY 6/2026	Recommend FY 6/2027	Approved FY 6/2027
3000	TOTAL SOLID WASTE FUND REVENUE	2,470,162	2,165,609	2,709,363	2,775,594	2,775,594

(53) SOLID WASTE FUND EXPENDITURES

DEPT NUMBER	DEPARTMENT	Actual FY 6/2025	Estimated FY 6/2026	Budget FY 6/2026	Recommend FY 6/2027	Approved FY 6/2027
5000	TOTAL SOLID WASTE FUND EXPENSES	2,470,162	2,165,609	2,709,363	2,775,594	2,775,594

Storm Water Fund

54 Fund – Storm Water Fund:

The storm water fund is funded through user fees on the utility bill. This fund accounts for storm water management services, including drainage, infrastructure, and flood control.

(54) STORM WATER FUND REVENUES

ACCT NUMBER	SOURCE OF REVENUE	Actual FY 6/2025	Estimated FY 6/2026	Budget FY 6/2026	Recommend FY 6/2027	Approved FY 6/2027
3000	TOTAL STORM FUND REVENUE	859,570	960,861	1,938,753	2,672,908	2,672,908

(54) STORM WATER FUND EXPENDITURES

DEPT NUMBER	DEPARTMENT	Actual FY 6/2025	Estimated FY 6/2026	Budget FY 6/2026	Recommend FY 6/2027	Approved FY 6/2027
5400	TOTAL STORM WATER EXPENSES	859,570	960,861	1,938,753	2,672,908	2,672,908

Streetlight Fund

55 Fund – Street Light Fund:

The street light fund is funded through user fees on the utility bill. The fund accounts for costs associated with street lighting, including electricity, maintenance, and infrastructure.

(55) STREET LIGHT FUND REVENUES						
ACCT NUMBER	SOURCE OF REVENUE	Actual FY 6/2025	Estimated FY 6/2026	Budget FY 6/2026	Recommend FY 6/2027	Approved FY 6/2027
3000	TOTAL STREET LIGHT FUND REVENUE	420,983	382,597	668,081	769,461	769,461

(55) STREET LIGHT FUND EXPENDITURES						
DEPT NUMBER	DEPARTMENT	Actual FY 6/2025	Estimated FY 6/2026	Budget FY 6/2026	Recommend FY 6/2027	Approved FY 6/2027
5500	TOTAL STREET LIGHT FUND EXPENSES	420,983	382,597	668,081	769,461	769,461

DEBT SERVICE FUND

31 Fund – Debt Service Fund:

This fund accounts for the payment of the City's long-term debt obligations, including principal and interest bond payments and trustee fees. Resources are transferred from other funds to meet required bond payments.

(31) DEBT SERVICE REVENUES						
ACCT NUMBER	SOURCE OF REVENUE	Actual FY 6/2025	Estimated FY 6/2026	Budget FY 6/2026	Recommend FY 6/2027	Approved FY 6/2027
3000	TOTAL DEBT SERVICE REVENUE	2,089,292	2,413,953	2,413,953	2,397,852	2,397,852

(31) DEBT SERVICE FUND EXPENDITURES						
DEPT NUMBER	DEPARTMENT	Actual FY 6/2025	Estimated FY 6/2026	Budget FY 6/2026	Recommend FY 6/2027	Approved FY 6/2027
4000	TOTAL DEBT SERVICE EXPENDITURES	2,089,292	2,413,953	2,413,953	2,397,852	2,397,852

FIRE DEPARTMENT TRUST FUND

71 Fund – Fire Department Trust Fund:

Trust and Agency Funds are used to account for assets held by the government in a trustee capacity or as an agent for other agencies or funds. The Fire Department Trust Fund is a pension trust fund for the volunteer Firefighters Length of Service Award Plan.

(71) FIRE DEPARTMENT TRUST FUND REVENUES						
ACCT NUMBER	SOURCE OF REVENUE	Actual FY 6/2025	Estimated FY 6/2026	Budget FY 6/2026	Recommend FY 6/2027	Approved FY 6/2027
3000	TOTAL FIRE DEPT FUND REVENUE	44,683	21,854	66,136	64,201	64,201

(71) FIRE DEPARTMENT TRUST FUND EXPENDITURES						
DEPT NUMBER	DEPARTMENT	Actual FY 6/2025	Estimated FY 6/2026	Budget FY 6/2026	Recommend FY 6/2027	Approved FY 6/2027
4000	TOTAL FIRE DEPT FUND EXPENSES	44,683	21,854	66,136	64,201	64,201

MUNICIPAL BUILDING AUTHORITY FUND

86 Fund – Municipal Building Authority Fund:

This fund accounts for the activities of the Municipal Building Authority (MBA). Revenues are derived from transfers from other funds and are used for debt service, lease payments and capital costs associated with the MBA.

A local building authority is a public entity and an instrumentality of the state, created by a local entity solely for the purpose of constructing, acquiring, improving, or extending, and financing the costs of, one or more projects on behalf of the local entity. The six projects currently held by the Tooele City Municipal Building Authority (MBA) are Tooele City Hall, the Animal Control Shelter, the Oquirrh Hills Golf Course Clubhouse, the Library, the Police Station, and the new Fire Station #3.

(86) MUNICIPAL BUILDING AUTHORITY REVENUES

ACCT NUMBER	SOURCE OF REVENUE	Actual FY 6/2025	Estimated FY 6/2026	Budget FY 6/2026	Recommend FY 6/2027	Approved FY 6/2027
3000	TOTAL M. B. A. REVENUES	1,458,042	923,925	923,925	924,145	924,145

(86) MUNICIPAL BUILDING AUTHORITY EXPENDITURES

DEPT NUMBER	DEPARTMENT	Actual FY 6/2025	Estimated FY 6/2026	Budget FY 6/2026	Recommend FY 6/2027	Approved FY 6/2027
4000	TOTAL MBA EXPENDITURES	1,458,042	923,925	923,925	924,145	924,145

END OF SECTION

APPENDIX A – CITY DEPARTMENTS

The Tooele City Mayor administers and manages 13 City Departments and many divisions that provide quality public service to nearly 38,000 residents.

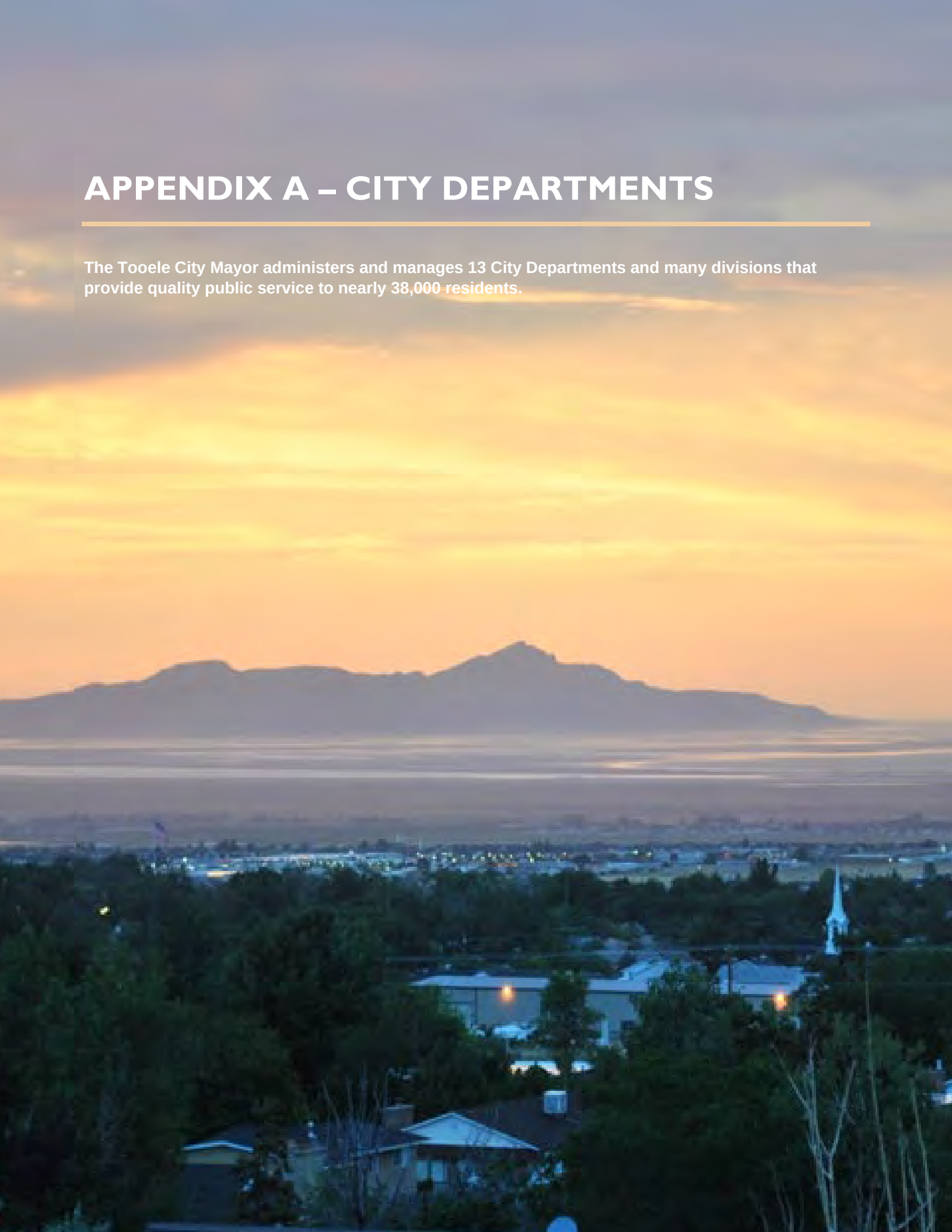

City Attorney

The City Attorney's Office handles a broad range of legal work for Tooele City. The office prosecutes all misdemeanor crime occurring in the City. The City Attorney gives legal advice to the Mayor, City Council, Planning Commission, Redevelopment Agency, and Administrative Departments. The Office implements policies of the City Council and Mayor through ordinances, resolutions, and agreements.

The City Attorney's Office consists of the City Attorney Matthew C. Johnson, two assistant City Attorneys, and two Legal Secretaries.

Attorney's Office Calendar Year 2025
136 Ordinances and Resolutions Prepared
Numerous Contracts Reviewed and/or Prepared
About 1,900 Criminal Cases Prosecuted

Community Development

The Community Development Department consists of business licensing, building safety and inspection, planning and zoning, and ordinance enforcement. The Department strives to improve the quality of life in Tooele by improving the development process, boosting neighborhood livability and appearance, emphasizing quality housing and commercial design, construction and choice. In addition, Community Development works to strengthen community economic vitality through facilitating redevelopment, business attraction, and business retention. The Community Development Department helps the City achieve both long- and short-term goals and objectives for management of growth and development, through such tools as the General Plan which was overhauled in 2020.

Photo Credit: drhorton.com

In calendar year 2024, the Community Development staff handled:

- 29 Conditional Use Permits;
- 31 New Residential Subdivisions;
- 18 Site Plan Applications;
- 8 map amendments; and,
- Oversaw 21 Planning Commission meetings.

The Community Development Department also provides support staff for City elected officials, boards, and commissions. The Community Development Department consists of one Director, the City Planner and Zoning Administrator, the Building Official, three Building Inspectors, a Plans Reviewer, a Building Clerk, an Administrative Assistant, a Business Licensing Specialist, and a Code Enforcement Officer all who are committed to providing excellent customer service to the public.

Community Development Calendar Year 2025	
New Business Licenses Issued:	291 (117 Commercial, 174 Home Occupations)
Total Business Licenses Renewed:	2,486 (983 Commercial, 1,503 Home Occupations)
Total Permits Issued:	1,168
Single Family Dwelling Permits Issued:	226 (Townhomes are permitted as Single-Family Dwellings)
Building Permit Inspections Performed:	6,108

Economic Development

Mayor and City Council attending the ribbon cutting at Central States Manufacturing at the Peterson Industrial Depot in October of 2025.

Tooele City continues to have a strong economic outlook with significant new commercial, industrial, and residential development. The Tooele City Economic Development Department pursues goals and strategies outlined in the Economic Development Strategic Plan, including new business attraction, quality of life, and business expansion and retention.

In 2025, the City saw the beginning of development at The Peak at Compass Point. Smith's Marketplace commenced operations in the area, which brought over 200 quality jobs to Tooele City. Tooele City's economic development efforts will target aerospace, defense, and manufacturing employers that bring quality jobs—ranging from entry-level positions to engineering roles and high- level management and administrative jobs. Other significant areas of development include the Founders Point retail development (1000 North and Main Street), The Peak at Compass Point retail development (2400 North and Main Street), and the Peterson Industrial Depot which has increased by over $300 million in assessed value in the past 4 years, evidenced by Central States Manufacturing and others who commenced operations in 2025.

Grant writing efforts continue to bring in new revenue to Tooele City annually and include projects such as trails & sidewalks, emergency generators, sewer replacement funds, and funding to support downtown businesses.

The department continues to support planning efforts to improve quality of life through extensive resident outreach and by keeping abreast with the dynamic needs of our residents.

Efforts within the Historic Main Street Commission will continue to ramp up, which will include making proposed improvements to certain infrastructure within the Main Street Corridor.

Looking ahead, Fiscal Year 2027 marks a pivotal year for Tooele City's economic strategy, with a focus on long-term resiliency and inclusive growth. The department will continue to pursue regional partnerships and smart investments that enhance Tooele City's position as a competitive and livable community.

Ribbon cutting at Founder's Point for Chipotle Mexican Grill in December 2024.

Engineering

The Engineering Department strives to plan, design, and construct quality public infrastructure to meet the needs of the citizens of Tooele. The City Engineer assists the Public Works Director in the design, bidding, and construction management of City-owned capital improvement projects. These include all aspects of the culinary water system (wells, well houses, water storage reservoirs, piping, etc.), storm drain collection and detention facilities, sanitary sewer line sizing, roadway design and pavement management practices, sidewalk improvements, and all other work completed within the public right-of-way.

The City Engineer coordinates closely with the Community Development Department on new developments and provides development site plan review for residential site plans, new subdivisions, and commercial/industrial development to verify compliance with City standards and their respective impacts to public infrastructure as part of the City's overall review process.

The City Engineer also provides support to nearly all departments within the City on a variety of projects. Tooele City seeks to offer excellence in engineering and plan review in a professional, timely manner on behalf of the community.

Engineering services are currently provided under contract with Paul Hansen Associates, LLC, who has served as the City Engineer for more than 25 years.

Finance

It is the Finance Department's mission to safeguard the City's assets, promote operational efficiency, manage fiscal policies, and provide accurate and transparent financial reporting.

The Finance Department is responsible for the management of financial operations of the City. The department oversees the annual budget, financial reporting and analysis, the annual audit of financial records, the safeguarding of the City's assets and the cash receipts, accounts payable, accounts receivable and utility billing functions. The Finance Department also manages fiscal policy and ensures compliance with all State Statues, City Codes, and Generally Accepted Accounting Principles guidelines.

The Annual Budget consists of 16 Funds for a total budget of over $74,000,000 for FY27.

The Finance Department accepts all service requests from Tooele City citizens for water, sewer, and garbage related services. This includes our monthly bulky waste pick up program and our curbside recycling program.

The Finance Department bills over 12,000 utility accounts each month and services over 12,000 meters within our City.

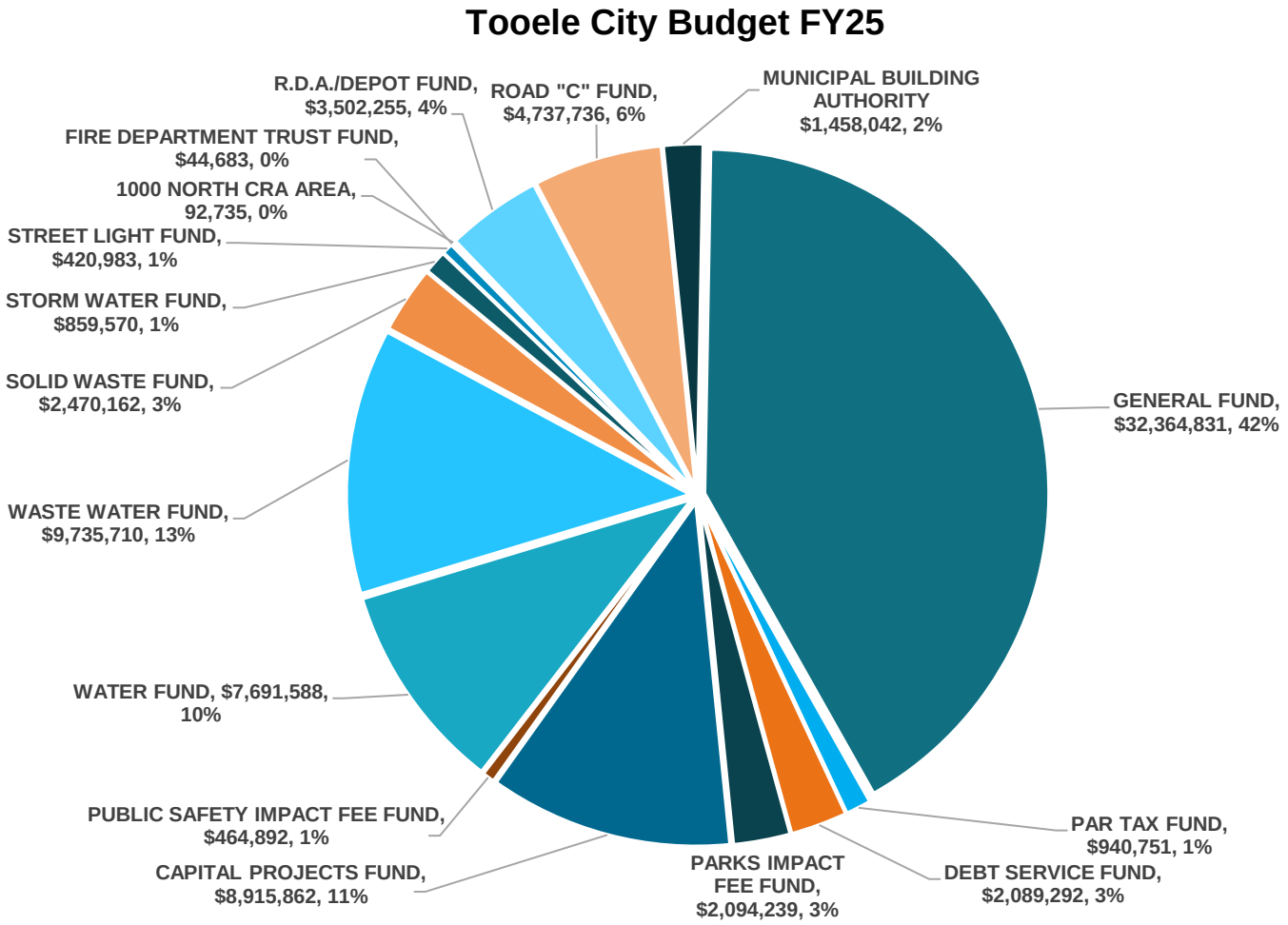

Fire

The Tooele City Volunteer Fire Department is a volunteer organization that respects the dignity of all people and strives to provide the very best fire and rescue services in our community. Our 55 active firefighters and over 50 senior-status firefighters are committed to providing the most efficient services possible.

Apparatus list: 6 Engines, 2 Ladder Trucks, 7 Brush Trucks and 5 Incident command Vehicles.

2025 we responded to 648 calls here is an example of what those calls consisted of:
Fire/CO Alarms
Electrical Hazard
Structure Fire
Gas Leak
Vegetation/Wildland Fire
Vehicle Fire
Smoke Investigation
Service Call
Suspicious Package
Sick Person
Hazardous Condition – No Fire
Agency Assist
Citizen Assist
Extrication
Illegal Burning
Medical Emergency
Missing Child
Carbon Monoxide
Fuel Spill
Mutual Aide Given
Mutual Aide Received
Traffic Incident
Traumatic Injury
Weather Disaster

The Tooele City Volunteer Fire Department is committed to the safety, life, and health of our community and offers one of the largest fire prevention programs in the state of Utah. Hosting an annual open house to the public, visiting all elementary schools, daycares, home schools, and community events throughout the City year-round, our department believes in being accessible and involved in our community.

Public Protection Classification = 04/4X

OUR MOTTO

HONOR-SERVE-PROTECT

Honor the past-Serve the present-Protect the future

Human Resources

The Tooele City Human Resource Department serves as a strategic business partner to City leadership, supporting the effective use of Tooele City's most valuable asset – its employees. The department is responsible for recruiting, developing, and retaining a qualified and professional workforce to serve the City.

The department manages a broad range of employment services, including strategic planning, statistical analysis, hiring and onboarding, payroll administration, labor budget analysis, compensation, benefit administration, employee relations, training and development, policy formulation and administration, safety, risk management, human resource information systems (HRIS) and records management, department technology and innovation to support employee services, and compliance with state and federal employment and payroll tax laws.

The Human Resources team helps cultivate a safe, inclusive, and productive work environment and provides guidance to departments on organizational change, performance management, and workforce planning.

Much of the department's work involves managing confidential, time-sensitive, and legally complex matters where errors can result in significant financial, legal, or operational risk to the City. The team prides ourselves in acknowledging that "much of HR work is largely invisible when it's done well!"

The department also oversees payroll and financial responsibilities through the dual role of the Human Resources Director, who also serves as the City Treasurer. The department is staffed by the HR Director/Treasurer, HR/Payroll Administrator, HR Associate (Recruitment), and a part-time HR Clerk.

Calendar Year End 2025 Information:		
Compensation (Average Rate of Pay):	Appointed	$62.30/hour, up from $60.03
	Full-Time Regular	$33.18/hour, up from $32.60
	Part-Time Regular	$19.63/hour, up from $19.04
	Contingent Workforce	$18.36/hour, up from $17.97
	Overall Average	$27.61/hour, up from $27.44
Health Benefits:	Tooele City and our employees paid $3,221,589 (up from $3,102,640) in 2024) in health insurance premiums and paid out $2,575,737 (down from	

	$2,654,375 in 2024) in claims with a Medical Loss Ratio of 80% (down from 86%in 2024)
Work Comp E-mod & Claims Cost:	E-mod for 2026 renewal was 0.65 up from CY 2025 renewal at 0.62 Total Incurred costs for CY 2025* claims (as of March 2026 and primarily due to three significant injuries with one under subrogation with an auto insurance carrier) was $185,769, up from $62,282 in CY 2024 (a case was retroactively settled), as adjusted for claims paid in later year. Cost primarily attributable to one serious injury. *Two claims are still ongoing and will result in increase to the CY2025 cost total.
Average Staff Count:	Full-Time Regular/Appointed 173, up from 170 Part-Time Regular 12, up from 11 Contingent (Seasonal/Cyclical/Temp) 131, down from 142 Elected Officials 6
Turnover Rate:	Full-Time Regular/Appointed 11%, up from 10% Part-Time Regular 0%, down from 48% Contingent 36%, down from 41% City Average as a whole 21%, down from 25%
Police Turnover:	CY 2025 turnover of police officers was18.5%, up from 3.9% in 2024 and 9.8% in 2023 Police Turnover 5-year measurement period: • 2021-2025 – 56% • 2020-2024 – 48% • 2019-2023 – 60% • 2018-2022 – 66% • 2017-2021 – 60% • 2016-2020 – 54%
Job Postings:	62, down from 73 in 2025
# Applications Processed:	2,152 applications were processed, down from 2,834 in CY 2024 and 2,611 in CY2023. The top recruitment sources continued to be Indeed, Tooele City Website, and Facebook.

Diversity:	**Full-time Regular/Appointed Workforce**
Self-Identify as Female / Male:	42% Female & 58% Male
Females, self-identify as minority classification or Declined to State:	23%, up from 13% in 2024
Of Males, self-identify as minority classification or Declined to State:	14%, down from 16% in 2024

Looking forward to 2026-2027

Some of the labor cost highlights included in the fiscal year 2026 budget proposal include:

- Changes to the Tooele City General Salary Schedule including a 2.76% COLA adjustment to step 0 (and elected officials) and .49% to offset the mandated increase in the employee-required contribution amount for members of the Tier 2 Public Employees Plan.
- Changes to the Tooele City Police Officer Salary Schedule including a 2.76% COLA adjustment to the entry step for each grade.
- Tier 2 Employee Contribution will increase from 0.81% to 1.3%.
- Increasing the pick-up election to 5.98% for Tier 2 Public Safety and Firefighter retirement programs covering the cost of the employee-required retirement contribution.
- Increasing on-call pay from $25/day to $30/day
- Increasing the Tenured Service Performance Bonus increased from $500 to $1,000 for employees who are capped out in their position's salary grade range.
- New positions and programs included in the budget proposal:
    - 1 Full-time Regular Code Enforcement Officer
    - 1 Full-time Regular Information Systems Network Engineer
    - 1 Full-time Regular Police Officer
    - 1 Full-time Regular Administrative Associate for the Fire Department
    - Addition of Volunteer Stipend for Volunteer Firefighter Battalion Chiefs
    - Increase to Volunteer Stipend for Volunteer Firefighter Captains
    - New Volunteer Firefighter "F.I.R.E" (**F**irefighter **I**ncentive for **R**esponse and **E**ngagement) nominal stipend program (consistent with the limitations under the Fair Labor Standards Act for volunteer stipends and nominal fee payments).

Information Technology (IT)

The IT department as presently constituted is organized with a director, three full-time employees, and one part-time employee. Our department spends much of our days addressing vulnerabilities, updating configurations, and providing technical troubleshooting to city employees. Throughout the 2025-2026 budget year we've made significant improvements to the city's digital architecture while helping to achieve the mission goals of other departments. We also continue to work with other organizations to obtain the tools and training necessary for City employees, processes, and procedures. And of course, for the 2026-2027 we have many plans to improve the services Tooele City has to offer.

As our city continues to grow, we've added and improved many locations around the valley. These additions and improvements are intended to ensure they can meet the needs of the public. The buildings and resources therein have required the expansion of many of the systems IT supports and provides. Consideration has to be given to what devices will be at each location and how we plan to support and upgrade them over the lifetime of the location. IT has been hard at work to make sure these locations meet the needs of both the City and the public for many years, providing the services we've come to expect.

As cyber-attacks have increased a renewed focus has been had on making sure employees are trained and prepared to protect our data. Partnerships with outside organizations like the Utah Cyber Center, who has recently received promised funding from the Utah State Legislator, have given us many tools to help protect city resources. These dedicated funds help the Utah Cyber Center to provide us with programs and resources that would normally tie up critical department funding. With those needs taken care of, our department can focus on acquiring advanced threat protection tools we may have had to pass up on in the past. We are grateful for the Legislator and their continued priority on digital security.

We have many plans for next year to continue to improve the services we provide. Upgrades to digital infrastructure including hardware and networking upgrades. Improvements to the backup system to better respond to emergencies. Software upgrades and migrations. And of course, a continued commitment to keeping Tooele City an amazing place to call home.

Library

At the library, community members find an array dynamic resources and a team of people poised to help them find success. Tooele City residents actively and consistently engage with librarians and library services. We enjoy a high level of community engagement that is not realized in every library system.

Our library is fortunate to belong to a City organization with elected officials committed to providing quality services to its constituency.

Your library delivers fundamental services such as credible information services, positive social experiences, lifelong learning opportunities, and mental/emotional recreation.

This last year the library has implemented upgrades to the landscaping and HVAC system that are still ongoing with the aim of conserving water, beautifying the library, and enhancing the staff and patron experience at our library.

Tooele City Library celebrates America250

Services are available to every age, life circumstance, and demographic. Services and community tools include (and are not limited to):

- Physical & digital circulation services for books, and audiobooks. Various learning sets for introduction to new skills and crafts.
- Physical copies of movies and TV shows as well as the ability to stream movies and TV shows for free with your Library card.
- Space for personal study and collaborative learning.
- Digital equipment and reliable connection such as high-speed internet, computer workstations, free Wi-Fi, printing, faxing services & librarian assistance to use these tools.
- Interactive programs and learning experiences for all ages.

The Tooele City Public Library empowers our community by providing access to knowledge, fostering lifelong learning, and creating welcoming spaces for connection and creativity. The library ensures that the community has fair and equal access to vital information resources. The Tooele City Public Library continues to adapt and provide outstanding service to the community.

When visiting the library, our goal is that each person feels – I am valued. I belong. I am safe.

Tooele City Library by the Numbers **(July 2024 – June 2025)**	
Tooele's Library was visited 163,053 times and 303,316 items were borrowed.	There are 534,882 items in the collection with 486,386 items available as e-content.
Of 39,263 community members, 10,146 use their library cards. And 1,931 community members became new card holders this year.	In total, the Library offered 282 programs, and 14,801 community members attended.
Public computers and wireless internet were used by community members 22,159 times.	Tooele community members contacted librarians for complex informational help 7,152 times.

Parks and Recreation

Tooele City Parks and Recreation isn't just a parks department; it is the steward of the city's recreation and open space, overseeing a diverse portfolio of premier public spaces and critical infrastructure.
From the high-visibility sports turf of our regional complexes to the intricate landscape architecture of our civic centers, our team ensures every acre of Tooele is pristine, functional, and inviting.

In Fall of 2025, England Acres Park was officially completed! We have crossed the finish line on our final phase, turning this space into a premier destination for recreation, fitness, and community gathering.

From morning jogs to late-night games, the park now features an expansive network of new walking paths—with trail lights added to existing pathways to ensure the park remains accessible and safe well after sunset. Our athletic amenities have seen a massive upgrade, boasting a brand-new lighted basketball court, an adrenaline-pumping lighted Ninja Warrior Course, and an additional high-quality turf field for local sports and play.

The new playground at Red Del Papa Park (68 S. First Street, Tooele)

England Acres Parking and Trees

To support our growing community, we've added extensive parking and planted over 70 new trees, creating a lush, sustainable canopy for generations to enjoy. England Acres is now fully realized, and it's more inviting than ever. Tooele Valley Museum and Historical Park: Provide guided tours, deliver educational programs and workshops, and design engaging, accessible displays for diverse audiences.

Red Del Papa Park now has a brand new playground. New Restroom Facilities have been built at Veteran's Park and Glen Eagles Park. We are proud to be a Tree City USA City! We planted close to 500 trees in Tooele City this in 2025. Help us keep our parks pristine and our facilities top-tier! We invite you to be our "eyes on the ground" by using our Instant Maintenance Reporting Tool. Spotted a broken sprinkler, a flickering light, or a trail in need of attention? It's now easier than ever to let us know. Simply scan the QR codes located on signs throughout our parks and facilities to submit a report directly to our maintenance team.
Your real-time feedback allows us to respond faster and ensures that Tooele City remains a beautiful, safe place for everyone to play. See it? Scan it. We'll fix it!

Park and Recreation Continued…

Parks & Recreation
15 City Parks
8 Baseball Fields
3 Softball Fields
8 Soccer Fields
1 Little League Flag Football Field
13 Outdoor Pickleball Courts and 4 Indoor Courts
19 Public Restroom Facilities
21 Pavilions
307 Turf Acres (Golf Course and Cemetery)
2998 Natural Acres
9,800 Sprinkler Heads
265,000 Feet of Irrigation Lines
36,000 Feet of Maintained Fencing

Pratt Aquatic Center
Average 40 Lifeguards certified each year
Average 1,500 swim lessons taught each year
Oquirrh Hills Golf Course
18-Hole Golf Course on 145 Acres
100 Youth and 100 Adult Golf Instruction (yearly average)
Tooele City Cemetery
13,025 Burials
1,278 Available Grave Spaces Remaining
Tooele Valley Museum
500 Visitors per month

Our Community Engagement Division is part of the Parks and Recreation Department and is dedicated to organizing programs, events, and initiatives that foster strong community relationships, promote citizen interaction, and strengthen families and neighborhoods.

The Tooele Valley Museum and Historical Park is also part of this division and plays a key role in preserving and promoting the city's history and traditions.

This division encompasses:
Tooele Serves Initiative
Be Kind Initiative
Neighborhood Clean Up Trailer
Toddler Time
Danny's Summer Camp
Family Friday at the Park
Monthly Family Activities
Healthy Utah Community
Mayor's Community & Youth Recognition Awards
Neighborhood Programs
Neighborhood Block Parties
Special Event Permits
Tooele Serves Initiative
Be Kind Initiative
Neighborhood Clean Up Trailer
Toddler Time
Danny's Summer Camp
Family Friday at the Park
Monthly Family Activities
Healthy Utah Community
Mayor's Community & Youth Recognition Awards
Neighborhood Programs
Neighborhood Block Parties
Special Event Permits

Parks and Recreation Community Room

There are 2 community rooms available for the public to reserve for gatherings. Both rooms come with tables and chairs, and are equipped with a small kitchenette.

Police Department

OUR MISSION

Tooele City Police Department is committed to relentlessly pursue crime while protecting life, property, and the constitutional rights of all people. We foster partnerships with those in the community who share in this mission.

Tooele City Police Services in 2025	
Traffic Accidents	685
Calls For Service	16,826
Dog Bites	124
GRAMA Requests	4,457

The Tooele City Police Department is comprised of three divisions. The Patrol and Investigation Divisions are comprised of sworn personnel who provide urgent and immediate emergency services to our citizens and extended investigations into criminal activity. The Administrative Services Division consists of sworn and non-sworn personnel who provide a wide variety of services including evidence, records, victim advocacy, crossing guards, school resource officers, semi-truck inspection, traffic enforcement, and community resources.

Tooele City Police members include 45 sworn police officers and 29 support staff members including two animal control/ordinance compliance officers, a shelter supervisor, two shelter technicians, two police clerks, an evidence technician, a court advocate, a community service officer, an IT technician, a business services administrator, and 17 crossing guards.

2025 Crime Totals

Arson	11		Assault	364		Vehicle Theft	22		Animal Cruelty	12
Burglary	45		Agg. Assault	90		Sex Offense	80		Disorderly	121
Robbery	5		Rape	37		Theft	632		Drugs	386
Homicide	3		DUI	101		Kidnapping	13		Intoxication	148
Vandalism	336		Harassment	113		Trespass	308		Fraud	159

Public Works

The Tooele City Public Works Department plays a vital role in keeping our community running smoothly and ensuring a high quality of life for all residents. The department is made up of four key divisions — Fleet, Streets, Water Reclamation, and Water — each dedicated to maintaining and improving the city's essential infrastructure and services.

The Fleet Division keeps all city vehicles and equipment in top condition, ensuring they're ready to support daily operations across departments. The Water Division provides residents with clean, safe drinking water and ensures reliable access to this essential resource. The Water Reclamation Division manages the city's sewer system, handling daily operations, maintenance, and long-term upgrades to keep things running efficiently. The Street Division is responsible for maintaining and repairing roads and public rights-of-way, clearing snow in the winter, keeping streets clean, and ensuring traffic signs and streetlights support public safety. Supporting these divisions are dedicated public works inspectors, a utility locator, a skilled GIS technician, and administrative staff who help keep everything organized, efficient, and responsive to the needs of our growing community.

Together, this team works collaboratively to keep Tooele City clean, safe, and functional — making it a place we're all proud to call home. The Public Works Department remains committed to serving our residents and helping Tooele City thrive for years to come.

This project is a part of an ongoing effort to provide the residents of Tooele City with clean, safe water suitable for everyday use. The Rogers St. Well is anticipated to be a beneficial water source and once connected to the system will strengthen our available water reserves as we look for new sources and drill additional wells.

Drilling the New Rogers Street Production Well March 2026

Public Works Department Information Continued…

Storm Drain Information as of Year End 2025	
Miles of Pipe*	51.21
Diameter of Pipe	6 to 72"
Storm Drain of Manholes	1,162
Storm Drain Inlet Grates/Boxes	1,591

Streets Division Information as of Year End 2024	
Miles of Streets	177.9
Paved miles of Streets	162.5
Number of Street Lights	2,171

Fleet/Shops Information as of Year End 2024	
Number of Vehicles in Fleet	256
Employees	4

WR Division Information as of Year End 2025	
City Owned Sewer Main in Miles	163.77
Sewer Laterals in Miles	18.61
Sewer Manholes	3,371
Av. Daily Sewer Received (in gal.)	2,634,000
Annual Av. Recycled Water (in gal.)	999,784,000

Water Division Information as of Year End 2025	
City Owned Water Main in Miles	222.16
Water Laterals in Miles	27.75
Water Meters	4,986
City Owned Water Valves	6,203
City Controlled Fire Hydrants	2,065

New Sidewalk along 2000 North

Fleet Building - New concrete wall and apron

Recorder

The Tooele City Recorder's Office is responsible for maintaining both current and historical City records, including contracts, agreements, and official actions of the City. As part of its commitment to serving the public and fostering trust in local government, the office promotes transparency and public access to information by preparing and publishing agendas, public notices, and official minutes for the City Council, Redevelopment Agency, and Planning Commission meetings.



Historical Document: Ballot Mock Up for the City's 1898 Election

Beginning in January 2026, Resolutions and Ordinances will be available on the City's website, tooelecity.gov, as an enhancement of public transparency. Additionally, the office administers and responds to requests for records in accordance with the Government Records Access and Management Act (GRAMA).

In addition, the City Recorder serves as the City's purchasing agent, overseeing the procurement of materials and services in compliance with applicable policies and regulations. The office also fulfills a critical civic role by serving as the City's designated Elections Officer.

Recorder's Office Information Calendar Year 2025	
Records Requests (GRAMA) Handled:	276
Public Meetings Attended:	159
Resolutions Indexed:	105
Ordinances Indexed:	33
Contracts Signed and Indexed:	464
Purchase Orders Processed:	6,025

APPENDIX B – OUR GOVERNMENT

Form of Government

Tooele City is the only City in Utah administered under a “home rule charter” created under the Constitution of the State of Utah. All other cities and towns in Utah operate under forms of government established by the Legislature. The Charter, which was approved by voters in 1965, allows Tooele City to operate under its own rules of administration. The City Charter can only be changed by approval of the voters in a municipal election.

Mayor

Mayoral candidates must declare if they intend to serve as a part-time or a full-time Mayor and whether they intend to hire an assistant Mayor after elected. The Tooele Mayor functions as both the Chief Executive Officer and the City Manager. The Mayor serves a four-year term. Department heads are hired and dismissed by the Mayor with consent of the City Council. The Mayor also breaks a tie City Council vote, and has veto power. The Mayor also serves as the Executive Director of the Redevelopment Agency (RDA) of Tooele City.

City Council

The City Council consists of five nonpartisan members, elected at large. Council members serve four-year terms with no term limit. The City Council is the legislative body of the City. The Tooele City Council also functions as the Tooele City Municipal Building Authority and Tooele City Water Special Service District. Members of the City Council serve on several committees including Planning Commission, Council of Governments, Tooele City Library Board, Tooele County Council of Aging, Tooele County Board of Health and Employees’ Grievance Board. The City Council generally meets on the first and third Wednesday of each month at 7:00 p.m. Meetings are held in the City Council Room, Tooele City Hall, 90 North Main Street. Members of the City Council also function as the Redevelopment Agency (RDA) Board of Tooele City.

Mission, Vision, Values, & Motto

Mission – Why do we exist?

We provide required and essential services to maintain a safe, clean, and healthy City. We also strive to provide enriching amenities and services that enhance the quality of life for our residents in a fiscally responsible manner.

Vision – What do we desire to be?

Tooele City's vision is to keep true to our traditions while progressing forward. We strive to be a community that is a desirable place to live, learn, work, and engage.

Values – Our values make us an "E.P.I.C T.E.A.M"

What are our principles that shape our culture and support our Mission and Vision?

Ethics & Integrity. We serve the public interest with ethical awareness and ethical actions. While doing the work of the City, ethics and integrity should be at the forefront.

Professional & Respectful Service. We strive to be an example of professionalism, valuing those we serve and treating all with respect.

Innovation. We embrace technological advancement, demonstrate creativity, encourage new ideas, and solve challenges in ways that create value.

Communication. We strive to communicate effectively with others. We strive to keep the business of the City open and transparent.

Teamwork. We approach opportunity and challenges as a team and find ways to help each other succeed, which contributes to a positive and productive workplace.

Excellence. We believe excellence is achieved through thoughtful planning and careful decision making.

Accountability. We believe a healthy system of accountability promotes responsibility, improvement, good stewardship of public resources, and enables a degree of feedback between the City and the public that we serve.

Manage Finances Responsibly. We are trusted stewards of taxpayer money. We allocate it responsibly and for the purpose of fulfilling the mission of the City.

Motto – TooeleServes

TooeleServes reflects Tooele City's commitment to putting our values into action. We believe small acts create big impacts, and by working together with our citizens, we strengthen our shared mission, vision, and values to build a hometown we are all proud to call home—because every action counts.

Goals

Citywide Goals

- Commitment to being transparent and accountable
- Maintain and improve essential municipal services
- Plan for future growth through our general plan and infrastructure studies
- Be proactive in water development and management of all water resources
- Preserve and improve public infrastructure
- Maintain a qualified employee workforce and a safe workplace
- Preserve and expand existing businesses, seek new businesses to provide employment opportunities
- Develop and improve the City's parks and recreational facilities
- Strengthen communications and build partnerships and relationships with citizens, businesses, and other organizations

Budget Goals

- Fund required services first with attention to public safety
- Appropriate percentage of fund balance to capital projects each year
- Prioritize and include necessary equipment in budget
- Be proactive in budgeting future known expenses

Organizational Chart

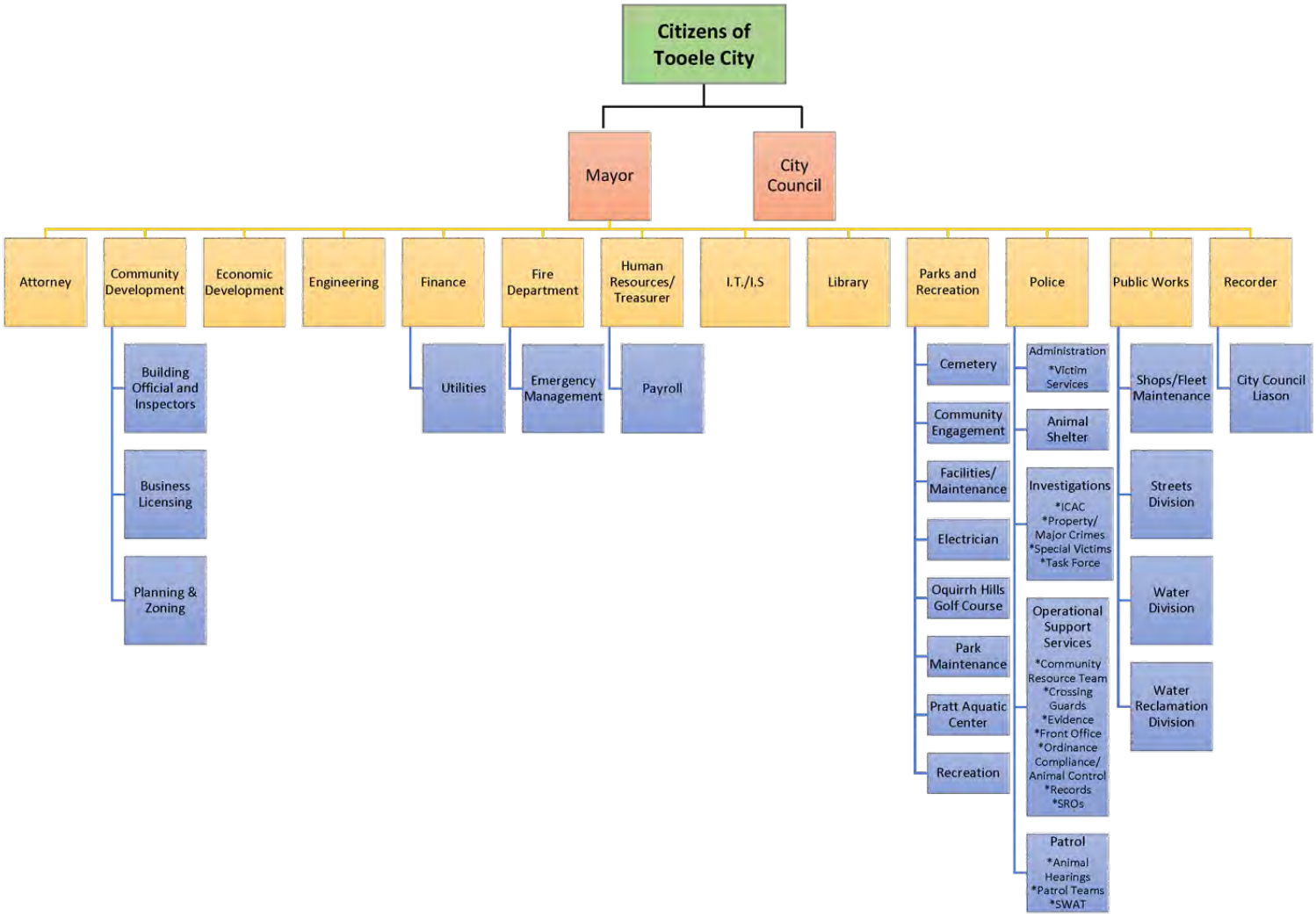

Boards and Commissions

Boards, commissions, and committees are a vital part of the government in Tooele City. Various boards and commissions meet regularly to advise and assist with making Tooele City a better place to live, work, and play.

Arts Council

The Tooele City Arts Council's mission is to actively promote, advance, and preserve the arts in Tooele City.

The Tooele City Arts Council is a registered 501c3 organization. The Arts Council Board generally meets monthly. The board consists of no fewer than five and no more than eleven directors. Directors are appointed by the Arts Council Board. Board members serve four-year staggered terms. Two directors may be members of the City Council who are voting members of the board and require no approval of the board for appointment or to extend their tenure.

Although a separate entity from Tooele City, the Arts Council partners with the City to offer art classes and workshops year-round for all ages; concerts such as the Fridays on Vine free summer concert series, the annual 4th of July concert, and an annual holiday concert; and grant funding for art and cultural organizations within the City, such as the Tooele Arts Festival. These programs, activities, and events are made possible through the Parks, Arts, and Recreation (PAR) tax funds.

Historic Main Street Commission

This Commission was recently known as the Tooele City Downtown Alliance. The City Council passed Resolution 2024-31 on June 5, 2024, to change the name from Tooele City Downtown Alliance to Tooele City Historic Main Street Commission.

The Tooele Historic Main Street Commission is an advisory body appointed by the Tooele City Mayor. The Tooele Historic Main Street Commission meetings are generally held quarterly. The Commission provides recommendations to improve the downtown Main Street and Broadway areas specifically related to design (street and building facade elements) and economic vitality (business mix and vacant storefronts).

The Tooele Historic Main Street Commission is comprised of downtown property and business owners, and residents with notable interest. Board members are appointed by the Mayor and acknowledged by the City Council. The mission of the Tooele Historic Main Street Commission is to restore, support, and promote economic prosperity in Tooele City.

The vision of the Tooele Historic Main Street Commission is to improve and promote the Downtown, Main Street, and Broadway districts. The Tooele Historic Main Street Commission will work to implement projects, programs, and events that add value to the aesthetic, cultural, historic, and economic appeal of the Downtown, Main Street, and Broadway districts.

Historical Preservation Commission

The Tooele City Historical Preservation Commission consists of five members who are residents of Tooele City. These are volunteer positions appointed by the Mayor with the consent of the City Council. Commission members must demonstrate interest, compliance, or knowledge in historical preservation.

The Historical Preservation Commission acts in an advisory role to other officials and departments of Tooele City regarding the identification and protection of local historic and archeological resources. They work toward the continuing education of citizens regarding historic preservation and Tooele City's history.

The historical preservation commission meets at least twice per year.

Library Board

The Library Board of Directors is chosen from the citizens of Tooele City at large with reference to their fitness for such office. The board of directors consists of not less than five members and not more than nine members. Not more than one member of the City Council shall be, at any one time, a member of the board. Directors serve without compensation. All members are appointed by the Mayor with the consent of the City Council. The board advises on rules and regulations for the library which are then forwarded to the Mayor who may or may not adopt the regulations to govern the management and use of the library.

The library board generally meets quarterly at the Tooele City Library, 128 West Vine Street, Tooele.

Municipal Building Authority

The Tooele City Municipal Building Authority is made up of Tooele City Council members. The purpose of the Authority is (1) to acquire real property (including existing buildings and fixtures) by purchase, lease or other form of acquisition and to construct, renovate or place thereon buildings, equipment, fixtures or other facilities to be used exclusively by the City for any of its public purposes; (2) to sell, convey, mortgage, pledge, lease, exchange, transfer or otherwise dispose of all or any part of its property and assets to the City on a non-profit basis for the community and civic good; (3) to finance the acquisition, renovation, construction and installation of such land, buildings, equipment, fixtures or other facilities through issuance of notes, bonds or other obligations, payable exclusively from the revenues received by the Authority from the lease, sale or disposition of such land, buildings, equipment, fixtures or other facilities to the City or from any other source lawfully available therefore; and (4) to secure such notes, bonds or other obligations by a mortgage or pledge of all or any of its property, monies and revenues or in such other manner as may be determined by the Governing Board of the Authority.

The Municipal Building Authority meets on an as-needed basis.

North Tooele City Special Service District

The North Tooele City Special Service District was created in June 1999 to maintain the unique features of the Overlake Development, such as the designs of street lighting and associated signage, drainage and flood control, recreation properties, street design and traffic calming features, and associated and integral landscaping. The North Tooele City Special Service District Administrative Control Board consists of 7 voting members and one non-voting, ex officio, member from the Tooele City Council who advises the board and acts as a liaison to the Tooele City Council. Board members must be qualified electors residing within the boundaries of the service district. The Board recommends new members for approval and members are appointed by the City Council. Board members generally serve four-year terms.

The North Tooele City Special Service District Board generally meets the fourth Thursday of each month at 8:00 p.m. at Tooele City Hall, 90 North Main Street, Tooele.

Planning Commission

The Tooele City Planning Commission is a seven-member citizen board, with two additional alternate members, appointed by the City Council and the Mayor. The members serve staggered four-year terms and are led by a Chairperson and Vice Chairperson elected each year by the Commission members. The Commission conducts meetings and operates according to City and State laws governing procedure, as well as their own bylaws.

The Planning Commission makes a variety of recommendations and decisions on a wide range of land use items for the City and its residents. The Planning Commission makes recommendations to the City Council on applications for subdivisions, annexations, zoning designations, amendments to land use ordinances of the City Code, official City maps, the General Plan, and other various plans. The Planning Commission has also been delegated the decision-making authority for applications such as Conditional Use Permits and commercial site plans. The Planning Commission holds public hearings on most items and receives input from the public to facilitate citizen involvement and to gather relevant facts to aid in making recommendations and decisions. Planning Commission members are volunteers who receive a stipend.

The Tooele City Planning Commission generally meets on the second and fourth Wednesday of each month at 7:00 p.m. Meetings are held at Tooele City Hall, 90 North Main Street, in the City Council Chambers.

Redevelopment Agency (RDA)

Members of the City Council and the Mayor function as the Board Members and Executive Director for the Redevelopment Agency (RDA) of Tooele City. An RDA is a type of local government entity established under guidelines found in State Law. The purpose of the RDA is to improve the economic conditions within Tooele City.

State law gives the RDA certain abilities or tools, which include: (1) Creation of a Reinvestment Project Area — a geographic area where agreements are made with the City, County, and School district to “reinvest” property tax revenue to build infrastructure, incentivize new business, or otherwise improve the area economically; (2) Purchase, sale, or management of property; (3) Issue bonds to finance

improvements in any project area; and (3) Pay impact or other fees imposed by a community in connection with land development.

The RDA meets on an as-needed basis.

Tooele Valley Museum Advisory Board

The Tooele Valley Museum Advisory Board consists of a minimum of seven members and a maximum of 14 members, one of whom is the Mayor or the Mayor's designee. Four of the members may be ex-officio members. The museum advisory board's chairperson shall be selected by a majority vote of the board members.

Members of the museum advisory board shall serve without compensation for a term of three years. They are eligible at the end of the term for re-appointment for additional terms. All board members shall be appointed by the Mayor with the consent of the City Council. The museum advisory board recommends new members for approval.

Museum advisory board members must be residents of the Tooele Valley, with the exception of the four ex-officio members, who may not be.

The museum advisory board meets regularly to determine and recommend rules, regulations, policies and procedures for the orderly operation and management of the museum facilities and services. The rules, regulations and policies of the board shall be effective upon the adoption and publication thereof by the Mayor.

Tree Advisory Board

On November 17, 2021, the City Council approved Ordinance 2021-38, enacting a Tree Ordinance (Tooele City Code Chapter 8-17) and created a Tree Advisory Board, composed of seven members appointed by the Mayor with City Council consent.

Members of the board are volunteers who serve without compensation. Board members are appointed for three-year staggered terms. The board annually selects one of its members to serve as chair, may appoint a second member to serve as vice-chair, and may appoint a third member to serve as secretary. The City Council may select one of its own members to attend and participate in board meetings as a board liaison to the Council, but is not a member of the board.

The Tree Advisory Board acts in an advisory capacity related to public awareness, education, and promotion of programs and activities relating to trees; reviews, updates, and recommends plans relating to tree care, species, planting, and maintenance of trees on city properties; assists with renewal of Tree City USA designation; and a variety of other responsibilities relating to trees.

The board meets a minimum of four times each year. The board chair may schedule additional meetings as needed.

More information about these boards, commissions, and committees can be found on our website tooelecity.gov.

END OF SECTION

Geography

Tooele City is situated near major transportation arteries and Salt Lake City International Airport. Over 43,000 people reside in this community nestled on the western slope of the Oquirrh Mountains, 35 miles southwest of Salt Lake City. Tooele City is the largest city in Tooele County and is the county seat. Tooele City is a thriving, dynamic community that builds upon its historic role as a center of culture, community and commerce within the Tooele Valley. The City welcomes residents, visitors, and workers into a community that supports diversity, is accessible, has a broad mix of uses, and ultimately sustains a healthy, vital lifestyle.

Community History

History

Over 43,000 people reside in our community and we are prepared to meet the challenges of the future. Tooele City, a Utah community, is nestled at the foothills of the Oquirrh Mountains. It is located about 35 miles southwest of Salt Lake City. Even though the origin of the name "Tooele" has been disputed for decades, everyone agrees that we have a rich, colorful history. Four significant eras capsulize the rich history of Tooele City:

Goshutes

About 100 Goshute Indians lived in the Tooele Valley when Capt. Howard Stansbury surveyed the region for the U.S. Army in 1853. The Goshutes – who were said to "have no friends and few enemies" – lived primarily off of berries, seeds, jack rabbits, deer and insects. Their homes were of cedar, brushes, caves or dugouts, and their clothing was made of rabbit or deer hides.

Pioneers

On Sept. 4, 1849, three Mormon pioneer families settled on a small stream south of present Tooele City. A few months later four men obtained timber rights from Small Canyon (today's Middle Canyon) and Big Canyon (Settlement Canyon). Tooele City was incorporated on January 20, 1853 and named county seat on January 18, 1861.

Tooele was primarily an agricultural community and grew to a population of about 1,200 at the turn of the 20th century. Many of the prominent families who settled Tooele have descendants living in the area.

Mining

Tooele transformed into an industrialized City during the first half of the 20th century and the population increased to 5,000 people by 1930. The transformation was boosted by the construction of railroads and the opening of the International Smelting and Refining Company, east of Tooele. The Tooele Valley Railroad, a seven mile line, ran from the smelter west to the Union Pacific Railroad main line. In the eastern section of Tooele, "New Town" was built for many of the 1,000 smelter workers. Families from the Balkans, Italy, Greece, and Asia Minor

lived in this area and formed their own community. New Town included its own school, church, culture and numerous languages.

Defense

Outbreak of World War II brought the establishment of military bases in the area that strengthened the nation's defense, boosted the local economy, and created a dramatic change in Tooele's history. Following the attack on Pearl Harbor, a 25,000-acre tract southwest of Tooele was selected as a site where the Tooele Ordnance Depot was built in 1942. Tooele's heritage was further enriched in the 1950s and 1960s as many Hispanic families moved to the area to support the expanding mission of the depot. Men and women of Tooele played vital roles in supporting the soldiers in the field during World War II, the Korean Conflict, Vietnam War, and the Persian Gulf War. The name of the depot has changed from Tooele Ordnance Depot to Tooele Army Depot and most recently TEAD. In 1993, at the end of the Cold War, the depot was designated for "base re-alignment" by the Department of Defense. The TEAD workforce that once reached as many as 5,000 employees was expected to be reduced to about 400 workers. About 1,700 acres of depot property was annexed into the City. The Army conveyed 40 acres and its multi-million-dollar Consolidated Maintenance Facility to Tooele City in 1996. This building was then sold to Penske Realty of Utah and Detroit Diesel opened a re-manufacturing plant that currently employs over 250 people. In December of 1998, over 1,600 acres of industrial property and buildings were conveyed to Tooele City. The parcel was sold to a developer and the Utah Industrial Depot (UID) was formed. UID was later sold to the Ninigret Group and the Peterson Holdings Group and is now known as the Ninigret Depot and the Peterson Industrial Depot, a premier industrial and business park in northern Utah for industry and commerce and continues to attract new private businesses to the area. At the time of base-realignment, growth in our City was unexpected, but our population doubled in the late 1990's. The high growth rate of Tooele City and Tooele County in the past 25 years has been the result of the Wasatch Front's soaring housing costs and diminished land availability.

Our Future

Tooele City citizens have been resilient over the past 168 years. For many years, Tooele City was a hidden gem but we have been now been discovered, and we face an exciting time that again will test our ability to meet new challenges that face our community. By working together, we will meet these challenges and continue to grow and prosper as a community. Tooele City was built by pioneers and immigrants and we welcome all.

Community Profile

Population:

- Population: 41,412 (U.S. Census Bureau, 2025 Population Estimates)
- Median Age: 32.8 (U.S. Census Bureau, 2025 Population Estimates)
- Tooele County Population: 86,243 (U.S. Census Bureau, 2022 Population Estimates)

Income & Spending: (US Census Bureau)

- Median Household Income (U.S. Census Bureau, 2024 Population Estimates): $96,221

Employment: (2023 Utah Division of Workforce Services, County Level Data, jobs.utah.gov)

	Company	Average Annual Employment
1	Tooele School District	2,000 – 2,999
2	Wal-Mart	1,000 - 1,999
3	Department of Defense	1,000 - 1,999
4	Tooele County	250-499
5	Leitner-Poma of America	250-499
6	Sportsman's Distribution	250-499
7	Mountain West Medical Center	250-499
8	Tooele City	250-499
9	Clean Harbors Aragonite	100-249
10	Detroit Diesel	100-249

- Tooele County Existing Jobs (March 2026): 20,677
    - Up from 19,401 in March 2025
- Tooele County seasonally adjusted unemployment rate (February 2026): 4.1%
    - Up from 2.8% in February 2025

Housing: (US Census Estimates, 2019-2023)

- Total Households: 12,029
- Owner Occupied housing units: 80.6%
- Renter Occupied housing units: 19.4%
- 2021 Single Family permits: 448
- 2022 Single Family permits: 256
- 2023 Single Family permits: 441
- 2024 Single Family permits: 408
- 2025 Single Family permits: 226
- 2026 Single Family permits: 34 as of April 30, 2026
- Average Household Size: 3.08
- Median Home List Price: $432,504 (Zillow.com, March 2026, trending up 0.3% year-over-year)

Combined Total Sales tax rate: 7.00%

Tooele City Property Tax Rate: 0.002476

Combined Total Property Tax Rate: 0.011989

State Highways: SR-36 & SR-112

Distance to International Airport: 30 miles (25 minutes)

Public Transportation: UTA Bus Routes to Salt Lake City, Vanpool, and Via OnDemand
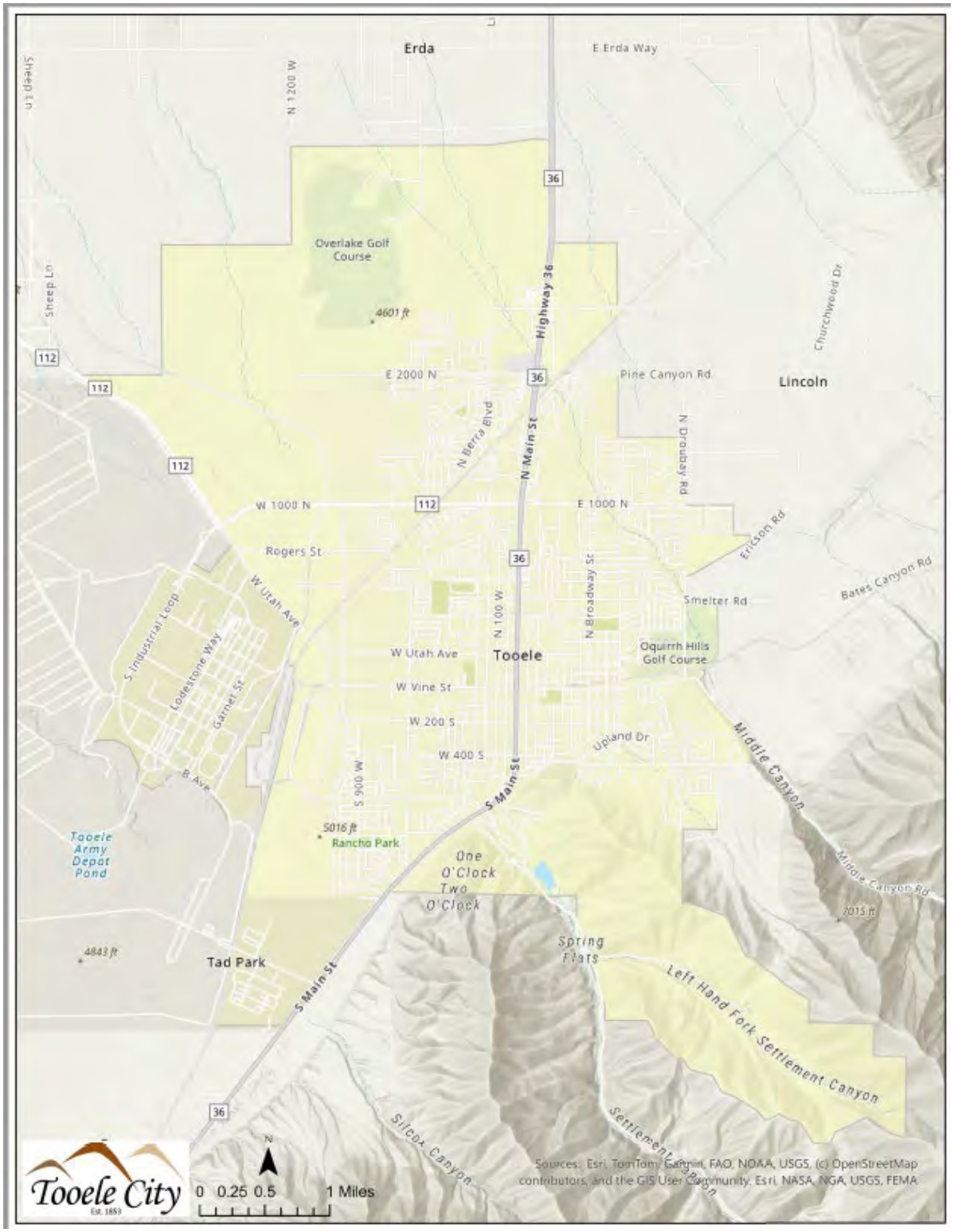
Tooele City Boundary Map